

CREATIVE
TOURISM
การท่องเที่ยวเชิงสร้างสรรค์

Ranong



CREATIVE TOURISM


Creative tourism is a form of travelling that encourages travellers to get deeply involved in understanding the social values, cultures, and surroundings of the visited area through a hands-on experience and involvement with the locals.





Happy Journey
to the Southern
Sea of Thailand

Ranong



Have you ever fallen in love? Fall in love with the rain that turns into a dense sea of mist, floating mid-air beside the mountain in this place sometimes called 'The City of Eight Rains and Four Sunlights'. Fall in love with the dazzling sunshine that brightens up the sea for you, making you feel perfectly relaxed on the beach. Fall in love with all the fun activities, from planting mangrove trees and river rafting to bathing in mineral pools in the middle of the forest.

If you have never fallen in love before, you surely will this time. Pack your bags, open your hearts, and experience the Southern sea of Thailand. After visiting once, Ranong will have swept you off your feet.





Experience the Simple Lifestyle
of the Thale Nok Community

Ban Thale Nok Community



Beneath the clear sky, where the waves roll and crash upon white sand and thick mangrove vegetation, is where a small Muslim community called ‘Ban Thale Nok’ make their home. Using the areas surrounding them to their fullest extent, the Ban Thale Nok people live a simple life and sustain themselves by fishing and practicing sustainable farming along the Andaman coast.

The giant wave

that changed everything





When a tsunami swept away their boats and laid waste to most of their houses and fields in 2004, the Ban Thale Nok people had lost everything. In the wake of their despair, both private and government agencies came together in an effort to restore what had been lost. Joined by the villagers, they recreated an ecotourism group to encourage everyone in the community to preserve the traditions of old and keep their beloved nature intact. Today, Ban Thale Nok offers homestay accommodation and community guides to provide visitors with the opportunity to enjoy experiencing the life of the Ban Thale Nok people, and has become another successful ecotourism destination of Ranong province.

Come and stay with us



With its beautiful nature, simplistic lifestyle, and friendly villagers, it is hard to resist the urge to visit Ban Thale Nok. Come and enjoy ecotourism activities; such as, discovering the beauty of the surrounding environment, explore their culture and way of life, and learn from their ancient wisdom.



Travel Activities

in Ban Thale Nok



- Cruising to Muko Kam and enjoying local delicacies
- Make your own unique Batik fabric
- Herbal soap handcrafting
- Experience the local lifestyle and old traditions
- Visit the Ban Thale Nok School
(A school with a hundred views)
- Connect with the locals and relax amongst beautiful nature





Cruising to Muko Kam

and enjoying local delicacies





Ko Kam Tok

Take a Hua Thong boat (a kind of traditional long-tail boat) to three famous islands of Ranong. Start from **Ko Kam Tok (Ao Khao Khwai)**, where you can let your feet sink into the soft sand of the buffalo-horn-shaped beach and swim in the ocean. Then play on a swing and relax under the shade of a pine tree. If you are feeling adventurous, a 20-minute hike to one of the viewpoints where you can enjoy the stunning bird's-eye view of Ao Khao Khwai is highly recommended. Up there, you can also see the verdant islands of the Laem Son National Park; such as, Ko Kam Noi, Ko Yipun, Ko Kam Yai, and Ko Lan, all of which are surrounded by sparkling turquoise water.





Delicious meal on an island



On this pleasant island, prepare to stuff yourself with delicious seafood; such as, steamed jellyfish, prawns, and blue crabs served with spicy and sour dipping sauce. There are also authentic local dishes like freshwater snail in coconut cream curry, stir-fried melinjo leaves with egg, and sour soup with fish. Another dish you must not miss is Namphrik Kala, a local herbal chili paste filled with the aroma of turmeric. Save some space for Toyi, a chewy local dessert made of glutinous rice flour sprinkled with coconut bits. What could be more delightful than enjoying these tasty dishes and listening to the tranquil sounds of the waves that roll by?





Ko Yipun



Close to Ko Kam Tok is **Ko Yipun (Japanese Island)**, a small island, which once served as a Japanese army base during World War II, where you can still see the stove and kitchen utensils used in those days. You can also take a walk on beautiful beaches and take a dip in the sea. Last but not least, enjoy snorkelling at **Ko Kam Noi**, one of the most stunning snorkelling spots of Muko Kam.



Ko Kam Noi

Make your own unique Batik fabric



One of the hobbies of the village women here is making Batik fabric, a local handicraft which has become a popular tourist activity.



Here, everyone is given the chance to create their own patterns. Start by learning how to design, draw the pattern, and apply a wax-resisting method on the fabric, which leads to actually painting your pattern on the fabric itself. Once it is finished, you will get to bring home a very unique souvenir, something to remind you of Ban Thale Nok.



Herbal soap

handcrafting

Learn how to make natural soap from various herbs; such as, turmeric, tamarind, safflower, black sesame, and others. You can make any shape you like; circular, floral, or the shape of a crescent moon. Not only do these soaps have natural scents, but they are also highly beneficial for your skin.



Experience

the local lifestyle
and old traditions

Spend time experiencing the local lifestyle and traditions with the locals, ranging from learning how to properly wear a hijab, thatch roof weaving, trawling techniques, cashew nut roasting (local word for cashew nuts is 'kayu'), and making Khanom Klaichit or Khanom Chak (a kind of dessert made from sticky rice flour wrapped in nipa palm leaves and roasted on a charcoal fire), and Namphrik Kala.





Visit

the Ban Thale Nok School
(A school with a hundred views)

Take a ride to the Ban Thale Nok School, where you can relax and enjoy a stunning panoramic view of the entirety of Muko Ranong.





Connect

with the locals and relax
amongst beautiful nature

There is no better way to understand the culture and lifestyle of the local people on a deeper plane than staying at homestay accommodation. At Ban Thale Nok, there are many cosy homestay rooms for you to choose from, and they all treat you as a member of their own family. If your idea of an ideal trip is to connect with friendly local people over a delicious dinner, and experience their culture, then Ban Thale Nok is the place for you.



What you will receive from visiting

Ban Thale Nok

- New experiences; such as, tasting local foods, exploring natural routes by boat, and learning how to conserve and live in harmony with nature.
- Batik fabric and herbal soap that you made yourself.
- New knowledge and understanding of a local way of life, including artisanal fishing, food, and faith.
- Making new friends, sharing experiences, and making memories with lovely Muslim villagers.



Contact: Mr. Ekkarat Chueangyang (Bang Hem)
Tel. +66 9 0559 8433

Location: Ban Thale Nok, Tambon Kamphuan, Amphoe Suk Samran, Ranong

Note: 1. Ban Thale Nok can be visited all year round, but please make a reservation seven days in advance.
2. The boat trip to the islands is available only during 15 October – 15 May annually.





Refresh Your Heart with Nature

Fun boat trip and rafting along Khlong Lat Not



Along both sides of Khlong Lat Not (Lat Not Canal), the verdant mangrove vegetation runs for tens of thousands of square metres. Connected to the Andaman coast, Khlong Lat Not has been serving as a seafood supermarket for villagers for many generations. With the fascinating scenery of the surrounding mountains and swirling fog after the rain, this area is like paradise on earth.







Getting to know

the Muang Kluang Community

Over 100 years ago, when people from Phuket fled the war, they wound up on a shore by Amphoe Kapoe and continued on foot to finally settle in a mango grove. The community is called ‘Muang Kluang’ because the word ‘Muang’ comes from ‘Mamuang’ (meaning ‘mango’), while ‘Kluang’ means hollow, which refers to the hollow trunks of the mango trees surrounding their habitat. The nature has blessed this area with many gifts, especially the area around Khlong Lat

Not that is full of plants, mangrove forests, and marine animals. The villagers depend on artisanal fishing; such as, using Krachang (a type of cage) to catch fish, crabs, and clams. Moreover, the surrounding mangrove trees act like a natural wall to protect the village. After the tsunami in 2004, the villagers realised how important the forest was, and together they have worked on conserving the natural resources until the present day.



Share it with the world






With resources aplenty, the villagers are keen to share their amazing story about their abundant forests and the amazing ecosystem that has coexisted with the people for a long time, with the world. To that end, they provide many activities for tourists wanting to experience their unique culture and local dishes. There are also many water activities for you to enjoy all day. Come and experience the daily life of the Muang Kluang fishermen. You will not be disappointed!

Travel Activities

in the Muang Kluang Community



- Boat trip to explore an ecosystem of the mangrove forest
- Restore the green space
- Visit the Rohingya shipwrecks
- Enjoy fresh and delicious seafood
- Breed the oysters
- Fun rafting activity
- Wooden minibus trip around the community





Boat trip

to explore an ecosystem of the mangrove forest





A peaceful boat ride along Khlong Lat Not to explore the virgin forests on both sides of the canal. You will also get to see Chong Dong peak, the highest peak of Ranong from Ao Kapoe (Ranong Lake).

Restore

the green space





Take part in the reforestation of the mangroves to help expand the forest in the hope that it will be one of the Natural World Heritage Sites in the future. You can take a boat to ‘San Sai Ma Nam’, a cape formed by piles of sediment accumulated over the years that is, if observed from above, in the shape of a seahorse (or ‘Ma Nam’). Since the soil here consists of dry sand, you will not get muddy while planting the trees.



Visit the

Rohingya shipwrecks

Stop by at the Laem Son community, a community where people used to live on an island, and observe over 10 wooden shipwrecks of the Rohingya people by the estuary. In the evening, you will get the chance to see a herd of water buffalo, that were left on the island by the villagers, come out for food.









Enjoy fresh and delicious seafood

If you are a seafood lover, you will love this place. ‘Krachang Chumchon’, or ‘Phae 500 Hun’, is a breeding place for oysters, where the villagers use cage culture system to raise and breed oysters. Not only will you get to taste fresh oysters, but also many other chemical-free seafood dishes and seasonal fruits. With lush nature all around, this will surely make for a most relaxing and one-of-a-kind dining experience.





A tasty meal

from nature

Enjoy a special meal on the Krachang where all the ingredients come straight from the village's natural surroundings, and every dish is carefully put together by the great cooks of Muang Kluang. Their extensive menu ranges from fried mangrove leaves with shrimp to stir-fried Sato (stink beans) with shrimp, fried sea bass, steamed mussels, blanched spotted babylon snail, and steamed big-sized crabs.



Moreover, the utensils are made from natural materials, where the baskets are made of bamboo, while the plates are made of palm leaves. The glasses and silverware are impeccably wrapped with banana leaves, and Batik fabric is used to make coasters. All of this is for the visitors to learn about the traditional way of life of the people of Muang Kluang and see how they care for the environment and reduce natural waste.



How to breed oysters

Another fun activity at Krachang Chumchon is learning how to breed the oysters, which is one of their main forms of income. The breeding process is as follows:






1. Choose eight similar sized oysters.
2. Arrange four oysters horizontally with a little bit of space between them. Turn the back shell up and put them in the same direction.
3. Drop mixed cement on the shells.
4. Attach the rope to the cement on the four shells.
5. Drop mixed cement on the other four oyster shells. Then attach them back-to-back to the previous four shells.
6. After it becomes a complete string, leave them for two hours or until the cement is dry.
7. Hang the oyster string at the bottom of a cage and put it into the water, leaving the oysters to eat plankton and grow naturally.
8. Oysters at the age of 4-6 months old (or more) may be collected and sold.

Fun rafting activity

Be prepared to get wet on this 2-kilometre rafting trip. During the period of the low tide, you will get to see Thale Waek (separated sea), or what the locals call ‘Sanlang Puengkue’ of Khlong Lat Not.







Wooden minibus trip around the community

Experience a fun journey in the Ranong style, by taking a colourful wooden minibus around the community. When observing the daily life of the local people and their habitat, you might get lucky and be greeted by a herd of curious buffalo.



As a perfect end to this journey, you may watch the sun setting slowly at Hat Bang Ben, a long and spacious beach with pine trees over 100 years old. Or you may choose to go to the Laem Son National Park Pier (Bang Ben Pier), another great spot for getting a gorgeous view of the sunset, along with the entirety of Ao Kapoe and Ranong Lake. When the sky is very clear, you will also be able to see some islands in Myanmar.



What good deeds

will you be carrying out here?

- Be a part of the mangrove reforestation and expansion activity, in the hope that it will become a Natural World Heritage Site in the future.
- Help local fishermen breed more oysters in a natural way.
- Since all income in the community is distributed to the local fishermen, ship owners, chefs, artisans, and shop owners, you will effectively be helping them make a living.
- Get a higher sense of self-worth and pride for helping both the environment and local people, along with gaining better environmental awareness.



Contact: Mr. Rangsiman Wanraman (Phuyai Tuan)

Tel.: +66 8 2278 6099, +66 8 7885 7965

Location: Tambon Muang Kluang, Amphoe Kapoe, Ranong





Relax your body and soul
in a natural hot spring

Taryn Hot Springs



Taryn Hot Springs

The richness of underground mineral water is the foundation of the morning hot spring bathing culture in Ranong. Not only is it highly relaxing, but also a great way to spend time with your family and friends, or to make ones. Also, eating poached eggs from the hot spring will leave you rejuvenated and make you feel ready for the new day.





The Taryn Hot Springs is one of the famous natural hot springs of Ranong. When setting the location up, the owner tried, and succeeded, in making a happy and relaxing place to attract all visitors. Bathing in the 42 degrees Celsius hot mineral water has several therapeutic benefits. The water itself is rich in potassium and other minerals, essential to good health. When returning home, you will be so completely relaxed, both physically and mentally.

At the Taryn Hot Springs, there are many options available, including pools of hot and cold natural springs, a pool extra rich in minerals, a natural mineral water stream, and Thai massage service. The Taryn Hot Springs has been built to blend in with the natural surroundings to further reinforce the feeling of naturality, while the design showcases a mix between the local Thai style and that of a Japanese onsen. The open-air pavilion with a thatched roof allows visitors to hear the sound of the flowing water and feel the gentle breeze, making everyone feel as though they have become one with nature. There is also a café and restaurant in which they use mineral water to make the healthiest possible meals for you.



Mineral Bath Tip

Switch between a hot spring and cold pool by bathing in a hot spring for 8-10 minutes and then go straight into a cold pool for 5 minutes. Repeat the process three times (or as much as needed). This will help in opening and closing your pores, relieving pain, and rehabilitating injuries.

Contact: +66 7782 6726, +66 9 6636 0596

Location: Tambon Bang Rin, Amphoe Mueang Ranong, Ranong

Opening hours: Every day 6.00 a.m. – 9.00 p.m.

Facebook: Taryn Hot Springs





Other Hot Spring Spots

in Ranong

Raksawarin Hot Springs

The Raksawarin Hot springs is a pure natural mineral water source with no sulphur. Here, there are three hot spring pools, which go by the names Father pool, Mother pool, and Daughter pool. Each of these has a different temperature, going as high as 65 degrees Celsius. All three pools, as well as a foot pool, are available for free. Located within the same area is the Raksawarin Public Park, where you can enjoy relaxing in a pavilion and walking along the suspension bridge amidst the scenic nature.

Rajawadee Spa & Mineral Water, Ranong Hospital

The Spa was founded in 1999 by the abbot of Wat Tapotharam who learned of the importance and benefits of mineral water after noticing that the people in Ranong use hot mineral waters in their daily life, whether soaking or bathing in the mineral water. The abbot, together with the Sangha and the Buddhists, made donations for the construction of a mineral bath building for the Ranong Hospital. A 1-kilometre-long pipe was installed to carry water from the hot spring pools at the Raksawarin Hot Springs directly to the Ranong Hospital to treat the patients. It was gradually developed and later became the Rajawadee Spa & Mineral Water, Ranong Hospital. Today, the services have been expanded to include traditional Thai massage, remedial massage, herbal compress massage, four elements oil massage, facial spa, foot massage, and foot spa.



Phonrang Hot Springs

This natural hot spring is situated in the Namtok Ngao National Park. Enjoy the soothing warm mineral water either by dipping in your feet or your whole body. There is also an outdoor mineral shower, garden pavilions, bungalows, and restaurants.

Namnong Hot Spa

This ultimate healing spa offers an onsen bath, traditional Thai massage, and facial treatment.



The remembrance of
the three Kings' visits to Ranong

Rattana Rangsarn Throne Hall (Replica)



This eye-catching wooden throne hall, a splendid mix of Thai and Burmese architecture, stands high atop a hill surrounded by various exotic plants, in the centre of Ranong. It is a replica of the Rattana Rangsarn Throne Hall originally built to accommodate three kings of the Royal House of Chakri on their royal visits to Ranong. Now, it serves as a historical monument where you can find general information on the history of Ranong, along with antiques and photos of the original Palace.

Built with loyalty

The first time a King of the Royal House of Chakri personally visited Ranong was in 1890 when King Chulalongkorn (King Rama V the Great) came. All citizens of Ranong, particularly Phraya Rattana Setthi (Kho Sim Kong), Governor of Ranong, felt grateful and happy. Filled to the brim with loyalty, the Governor built a wooden pavilion on a hill in the centre of the town to accommodate the King. When the King saw the pavilion, he said “This is a beautiful and firm construction. It deserves to be a palace, not a pavilion.” and named it ‘Rattana Rangsarn Throne Hall’, to honour the family of Phraya Rattana Setthi and the people of Ranong.



From the Original Throne Hall to a Replica

As time went by, the dilapidated Rattana Rangsarn Throne Hall was renovated in 1901 and later used to welcome King Vajiravudh (King Rama VI) and King Prajadhipok (King Rama VII) for all three visits they made to Ranong. Later on, it was dismantled and replaced with the Ranong City Hall until present.



For the Rattanakosin Bicentennial Celebrations in 1982, with consideration for future generations, the Ranong authorities chose to rebuild a replica of the famed Throne Hall. The park is decorated with sublime statues of miners, which represents the prosperity of the tin industry during those days. After having gone through the park, you will reach a stunning teak palace where officers serve as guides on the grounds, six times a day.





What you see as you enter, is the ‘**Throne room**’, displaying the King’s throne and stories of their visits. When continuing into the 3-floor centre building, you will find the following:

The First Floor displays a model of the original Rattana Rangsarn Throne Hall.

The Second Floor is the ‘Residence of Female Royalties’, where there is a 3D camera that shows images of courtiers back in the old days. There is a spiral staircase that leads to an octagonal room, which served as a ‘**Study Room**’ for the Kings. From there, Ranong town, with its beautiful turquoise sea, will be visible through the windows.



The Third Floor is the ‘Royal Bed Chamber’, decorated orderly with a beautifully carved bed, a dressing table, and a chair. The high ceiling and big windows, which make the room cool and clear all day, shows the intellect of southern craftsmen in the past.

Contact: Rattana Rangsam Palace Office

Tel.: +66 8 9646 5534, +66 9 5067 0767

Location: Tambon Khao Niwet, Amphoe Mueang Ranong, Ranong

Opening hours: The Buildings: Wednesday – Sunday 9.00 a.m. – 4.00 p.m.
The Park: Every day 5.00 a.m. – 9.00 p.m.

Note: For a large group visit, please contact the office for reservation one day in advance.



A Trip Down Memory Lane

Ban Thian Sue, a 100-year-old house



The outside of this traditional Chinese white house, named ‘Thian Sue’ after its owner, might look new and solid as if it had been built yesterday, but actually, it is over 140 years old. This house belonged to Thian Sue, a Chinese tin merchant, and son-in-law of Kho Sim Sua, Ranong Governor. It later became an important heritage that has been passed on to the fifth generation.

Thian Sue

Thian and Sue are Chinese words. ‘Thian means ‘Heaven’ and ‘Sue’ means ‘Gift’, so this house means ‘A gift from heaven’.



The sense of life and cultural traces of the first-generation Chinese family in Ranong still linger around the house. Mr. Suphaphon-phongchai Phonphong (Ko Sup), the present owner renovated the house and turned it into a museum to tell the story of the Na Ranong family and the lifestyle of Thai-Chinese descendants. All old furniture in every room is carefully preserved, and the middle lawn is decorated with ancient,



valuable furniture. Amongst these elegant relics stand old appliances; such as, a perforated wooden table, a Chinese style altar table, an antique lamp, chinaware, a pressure lantern, and a Chinese abacus. There are also old photos of the Na Ranong family taken with members of the royal family, hanging beside a biography of the family on the wall.

Transform into
a Chinese descendant
by wearing a
**Peranakan
costume**

Try on the beautiful Peranakan costume, also known as Baba, and take photos around the house. There are also Batik fabrics to buy and many local breakfast dishes to try; such as, fried Hokkian noodles, Bak Kut Teh (Chinese soup with pork ribs), and Ang Ku (Chinese pastry with sweet filling). These will immerse you into Thai-Chinese Peranakan culture like nothing else.





Cool Spots in Ban Thian Sue for vintage photographs

- Window façade duplicated from an ancient soldier's hat
- A curved arch in front of the house
- A beautiful chair with a big flower vase in front of the house
- Round Chinese dining table
- Relaxing corner and meticulously painted wall.
- A mural painting of King Rama IX.



Contact: Mr. Suphaphonphongchai
Phonphong (Ko Sup)

Tel.: +66 8 1088 2629

Location: Tambon Khao Niwet,
Amphoe Mueang Ranong, Ranong

Opening hours: Every day 9.00 a.m.
– 4.00 p.m.

Visit the biggest tin Buddha image in the world

Wat Ban Ngao

Fueled by the power of faith of the Ranong people, this important temple showcases a spectacular Ubosot (ordination hall), which is decorated with exquisite traditional Thai art. Enshrined inside the Ubosot is Luangpho Dibuk (tin Buddha image) or Phra Tipuka Phuttha Maha Sakayamuni Si Ranang, which is seated in the Subduing Mara posture. Luangpho Dibuk, the principal Buddha image, is the world's biggest tin Buddha image, whereas the Buddha image that is placed on the wall and directly opposite to Luangpho Dibuk is made from tin ore, resulting in the black colour and hence the name 'Luangpho Dam' (black Buddha image).

In the past, Ranong was full of tin ore which became the main export and brought prosperity to the province. In pursuit of making a spiritual and favourable anchor to the people of Ranong, the tin ore found in the area was used to mould the Buddha images. After paying your respect to the biggest tin Buddha image in the world, do not forget to stop by the local museum inside the temple where local tools, from past and present times alike, are on display. You may also enjoy feeding the fish or making a 300-step journey up a hilltop to view the picturesque panoramic view of Ranong and Namtok Nam Ngao, as well as ring the grand bell for good luck.



Travelling around Chumphon

If you have some time left, Chumphon province is another destination that you should not miss because of the many interesting tourist attractions waiting for you.

Hat Thung Wua Laen

Shaped like a crescent moon, this unspoiled white sand beach with clear blue sea is perfect for swimming and snorkelling. When visiting the underwater world, largely untouched by humans, you will discover the unending diversity of marine life; such as, beautiful sea anemones, seaweed, and a variety of fish.

Khao Dinso

Not only will you have a chance to enjoy a one-of-a-kind scenic panoramic view of the ocean and natural area of Amphoe Pathio in Chumphon from this viewpoint, but during October and November, this area also becomes the biggest hawk habitat in Thailand after they have migrated to escape the cold.

Hat Tham Thong – Bang Boet

Prepare to be amazed by the largest sand dune in Thailand, which is the origin of the only sand dune forest in Thailand. The area is filled with more than 160 kinds of plants that coexist beautifully, including plants from swamp forest, beach forest, tropical rainforest, and dry evergreen forest, as well as orchids, vines, mosses, and wild flowers.

The Royal Development Project, Chumphon Province

A learning centre where you can learn about nature, sand agriculture, and the Sufficiency Economy, here there are many activities you can enjoy, from exploring the chemical-free flamingo flower garden to learning how to raise civets and tasting their famous civet coffee, and walking the nature study trail to observe rare and exotic plants, as well as the coastal sand dune plants.

Map Ranong



1. Roksawarin Hot Springs
2. Namnong Hot Spa
3. Phonrang Hot Springs
4. Phu Khao Ya
5. Namtok Ngao National Park
6. Laem Son National Park
(Hat Bang Ben)
7. Baan Rai I Arun
8. Muko Kam
9. Ko Phayam



Map Chumphon

Sample Itinerary

Happy Journey to the Southern Sea of Thailand

DAY 1



Morning – Evening:

Enjoy a batik-painting activity and cruising to three islands at the **Ban Thale Nok Homestay Community Enterprise**.

DAY 2

Morning – Afternoon:


Spend time participating in ecotourism activities and admire the beauty of the mangrove forest of Khlong Lat Not at the **Muang Kluang Community**.

Afternoon – Evening:

Relax in the natural spring water at the **Taryn Hot Springs**.



DAY 3



Morning:

Explore the **replica of the Rattana Rangsarn Throne Hall** in remembrance of the visits to Ranong of the three Kings of the Royal House of Chakri.

Late Morning:

Discover **Ban Thian Sue**, a 100-year-old house that presents the story about the Na Ranong family and the interesting way of life of the Thai-Chinese people in the past.

Travel Checklist

- A waterproof bag
- Sun protection items; such as, sunglasses, hats, and UV protection shirts
- Do not forget to charge your camera or mobile phone.
- Wear modest, appropriate, and flexible clothing.
- Apply eco-friendly sunscreen to ensure our beloved ocean and corals are protected.
- Ban Thale Nok live under Islamic rules, so please respect the community and please do not bring pork or any alcoholic drinks to the village.
- Please keep the environment clean.

Remark:

- On the third day, if time permits, visit Wat Ban Ngao to pay homage to the world's biggest tin Buddha image.
- If travelling back to Bangkok by car, it is recommended to stop by at Chumphon and explore the province.

Accommodation



Amphoe Mueang Ranong

Tinidee Hotel at Ranong

0 7783 5240, 0 7783 5238-9

Facebook: TinideeHotelRanong

The B Ranong Trend Hotel

0 7782 3111

Facebook: The B Ranong Hotel&Bistro

Numsai Khaosuay Resort Ranong

0 7783 4888-9, 0 7783 5889

Facebook: NumsaiKhaosuay

Line: numsaikhaosuay

Baan Yamoo Hotel Ranong

0 7782 8444

Facebook: BaanYamooRanong

Line: baanyamoo

Farmhouse Hotel Ranong

08 9202 0738, 0 7783 2707

08 7278 4224

Facebook: FarmHouseRestaurantRanong

Pathu Resort Ranong

0 7782 5336-7

Line: pathuresort

The Galla Hotel Ranong

0 7788 0898

Facebook: thegallahotel

Line: thegallahotel

Raenong Boutique Hotel

0 7788 0456

Facebook: Raenong Boutique Hotel

 **SDP Ranong Hotel**

09 5428 5999, 0 7781 0998-9

Facebook: sdpranong

 **The Hidden Resort &
Restaurant Ranong**

0 7782 1900

Facebook: The Hidden Resort &
Restaurant Ranong

 **Ton phet greenery garden**

09 3693 5423

Facebook: ton phet greenery garden

Amphoe Kapoe

 **Ranong Resort and Laguna**

0 7784 3141

 **S.S. Kaper Resort**

0 7789 7062

Facebook: sskapoesort

 **Andaman Peace Resort**

08 7895 0558, 0 7782 0239

0 7786 1438

Facebook: Andaman Paeece Resort

 **Baan Rai I Arun**

09 6938 2981

Facebook: baanraiiarun

Amphoe Suk Samran

 **I-In Resort**

0 7784 4040

08 4839 8629



Restaurant / Coffee House



Amphoe Mueang Ranong

Somboon Restaurant

Operating Hours: 11.00-23.00 hrs.
0 7782 2722

Keinglay Ranong

Operating Hours: 10.00-22.00 hrs.
08 6304 2628
Facebook: Keinglay

Kun Lin Restaurant

Operating Hours: 08.00-21.00 hrs.
0 7782 2863, 08 1892 3455
Facebook: kunlinrestaurant

Farm House Ranong Restaurant

Operating Hours: 06.30-24.00 hrs.
09 4424 2459
Facebook: FarmHouseRestaurantRanong

Jajaa Coffee

Operating Hours: 07.00-18.00 hrs.
0 7783 4991
Facebook: jajaacoffee

Ratcha Farm

Operating Hours: 10.30-21.00 hrs.
08 9569 2494, 08 8664 6594

Roti Nissara

Operating Hours: 08.00-13.00 hrs.
08 3388 4432
Facebook: rotinissara

 **Krua Charoen Ranong**
Vintage Food

Operating Hours: 10.00-22.00 hrs.
0 7782 1592, 08 0519 5219
Facebook: KourCharoen

 **Ranong Ocha Restaurant**

Operating Hours: 06.30-13.30 hrs.
0 7782 2101

 **Khrua Chinese Restaurant**

Operating Hours: 11.00-23.00 hrs.
09 3690 9124

 **168 Cafe Ranong**

Operating Hours: 07.00-20.00 hrs.
06 5232 3263
Facebook: 168CafeRanong
Line: @168caferanong

 **Mata Cafe - Store & Artspace**

Operating Hours: 10.00-19.00 hrs.
06 2073 9991
Facebook: mataranong

 **Galla Cafe (The Galla Hotel Ranong)**

Operating Hours: 07.00-19.00 hrs.
0 7788 0898
Facebook: thegallahotel

 **Mingala BaBa**

Operating Hours: 09.00-18.00 hrs.
Closed on Monday
06 3097 3740
Facebook: mingalababarenong

 **ก๋ออง โทบี้**

Operating Hours: 09.00-18.00 น.
09 5414 9952
Facebook: Gong Kopi Tium





Product Creation Division
Tourism Authority of Thailand

1600 Phetchaburi Road, Makkasan, Ratchathewi, Bangkok 10400 Thailand

Tel : 0 2250 5500

Published in 2019

