

Relaxing Mae Hong Son





Relaxing
Mae Hong Son



A misty, green forest landscape with a winding road. The scene is dominated by dense, lush green trees and foliage. A narrow, paved road curves through the center of the image, disappearing into the distance. The atmosphere is hazy and serene, with soft light filtering through the canopy. The overall color palette is a range of greens, from deep forest greens to lighter, misty tones.

Close your eyes

Breathe

Feel

Smile

Relax


Relaxing Mae Hong Son



Looking out the window and seeing sparkling city lights,
it feels like there is something missing in life.

With eyes closed,
the mind wanders to a place in the imagination,
a place with mountains soaring high into the blue sky,
a place where a shroud of cloud and mist is within reach,
a place where one can breathe pure air
and admire the freshness of nature.

Does such a place exist?



It is time to pack a bag and embark on a journey to the dreamland.
From the winding road with thousands of curves to the destination,
there is always something to cherish hidden along the way.

The paddy field, mountain, cloud, mist, or even the rain,
are what makes the journey more meaningful.

Mae Hong Son invites you
to conquer the road with mountain curves,
overcome the challenges,
and open the door to the unknown
to feel Mae Hong Son's rhythm with your heart,
and you will discover that the time here passes very slowly.

But the slower the time passes,
the smiles on everyone's faces stay far longer.
These little things may be the missing pieces
that Mae Hong Son brings back to your life.



Relaxing Mae Hong Son

Explore Mae Hong Son from a new perspective in a relaxing way through 5 approaches.



Relaxation

Rest your eyes on the scenery of the velvety mist enveloping the mountain range and let yourself be embraced by the warmth and beauty of the mountain.

Breathe in the fresh air of Mae Hong Son and admire the tiny flowers along the road. Take off your shoes and feel the soft soil beneath your feet and listen to the symphony of flowing water. Simple things like this make the time in Mae Hong Son a more relaxing and peaceful experience.



Taste

Have you ever eaten with a family you have never known before, or sip a cup of freshly dripped coffee in the embrace of the valley? Come and experience the eating culture of the people in Mae Hong Son, and you will get to enjoy the taste of sincerity and kindness of the local people through each and every dish.



Belief

Sit quietly to mindfully contemplate everything in front of you, from every inch of the arts and architecture inside the temple that were created from the power of belief, to the ancient festivals that the local people organise every year. All of these, including the simple and kind gestures of the local people, are the reflection of peace of mind that can be felt through the heart.



Smile

No matter where it is in Mae Hong Son, the warm welcome from the friendly people you have never met before will always put a smile on your face. Meeting local people, whether they are the hill tribe people, a happy lady who is weaving cloth at her house, an uncle who shows you the beautiful terraced paddy field, or an auntie who takes you to rear the sheep on the mountain, will surely make your days in Mae Hong Son be full of smiles.



Quality of Life

The soil in Mae Hong Son that is enriched with minerals is the start of a good quality of life. Good soil, good food, and good weather lead to a healthy body and healthy mind. Getting to relax amidst the beautiful nature allows one to receive the positive energy that Mae Hong Son shares with all visitors.



Mae Hong Son

MAP



Table of Contents



Relaxation

12



Taste

38



Belief

62



Smile

90

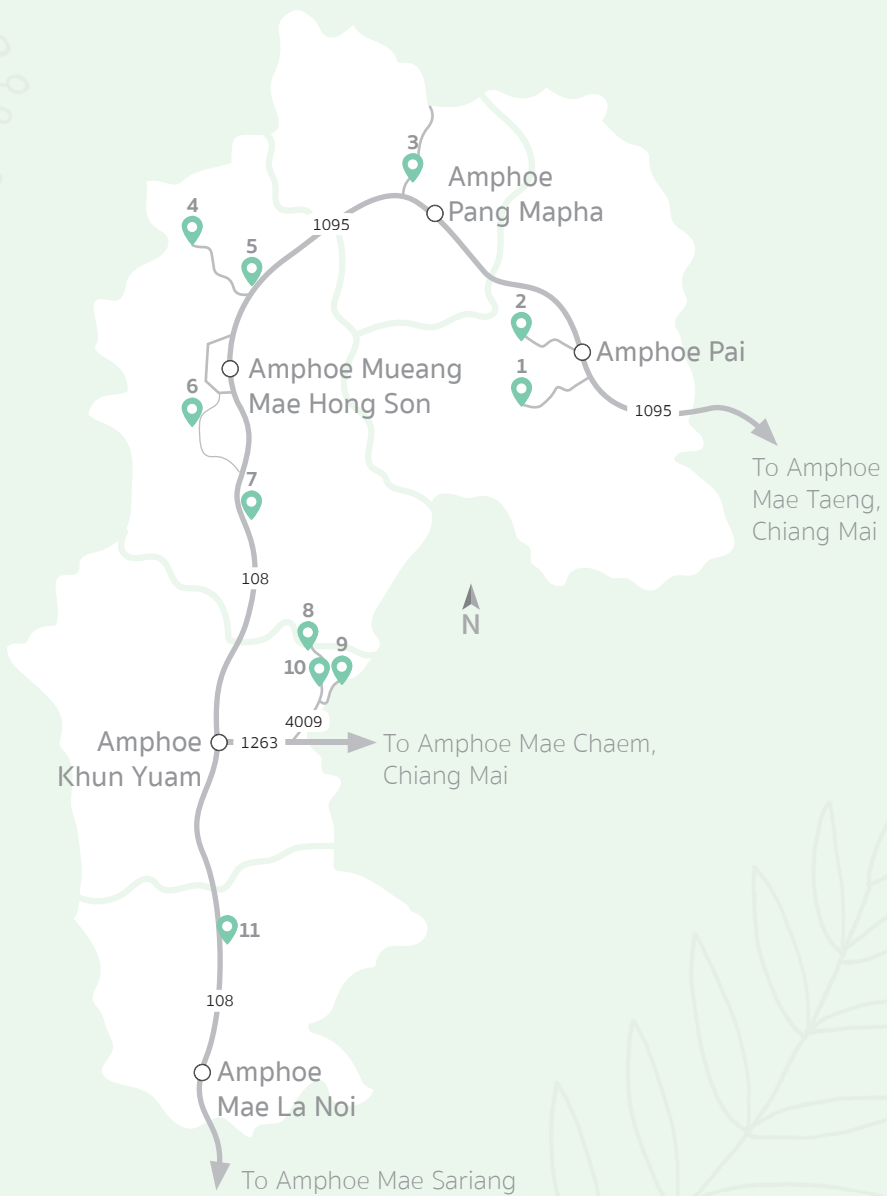


Quality
of Life

104


The page features four decorative botanical illustrations in the corners, rendered in a light green line-art style. The top-left illustration shows a branch with several elongated, pointed leaves. The top-right illustration depicts a branch with small, round buds or flowers. The bottom-left illustration shows a branch with several buds. The bottom-right illustration shows a branch with several leaves. The background is a light green color with a subtle diagonal shadow effect in the bottom-left corner.

Relaxation





1. Doi Miang and Doi Thong
2. Yun Lai Viewpoint
3. Phu Pha Mok in Ban Cha Bo
4. Pang Ung
5. Tham Pla
6. Cruising along the Pai River
7. Ban Pha Bong Viewpoint
8. Namtok Mae Surin
9. Phu Chi Phoe
10. Mexican Sunflower Field
at Doi Mae U-kho
11. Mae La Luang Viewpoint



Breathe in
the fresh mountain air
at Doi Miang and Doi Thong

When the sun is still under the horizon, hop on the four-wheel-drive vehicle and make way through the narrow and steep trail up the mountain slopes. The destination is Doi Miang, which stands at 1,600 metres above sea level, in which the way up is located at the back of Ban Phaem Bok, a small village in Amphoe Pai. At the summit of Doi Miang in the early hours, take the moment to savour the beauty of the orange rays of the sunrise that linger around the mountain ridge and make a beautiful contrast to the ocean of velvety white fog that drifts across the sky.





Then drive on for another 3 kilometres and take a walk a little further to reach the peak of Doi Thong that is reigning at 1,895 metres above sea level. Once reaching the summit that has a pagoda named Phrathat Doi Thong, enjoy marvelling at the panoramic view of Pai city from the viewpoint, from which the scenery as far as Doi Inthanon and Doi Luang Chiang Dao in Chiang Mai can be seen on a clear day. The best time to be on Doi Thong is when the last gleams of sunlight illuminate the mountaintop and cover the whole area with the warmth of golden rays, before disappearing behind the horizon and leaving only just traces of scenic memories.



hi!

Address : Tambon Thung Yao, Amphoe Pai, Mae Hong Son

Contact : Bun-anan Loepho

Tel. : +668 9261 8986

Travel Season : Doi Miang and Doi Thong are open for visits from 1 November to 30 April, and between January and February is also a great time to admire the blooming wild Himalayan cherry flowers. Please contact the Ban Phaem Bok community in advance, as it requires to take a four-wheel-drive vehicle to reach the peak because of the narrow and steep track.



Catch the first ray of light and the morning mist at the Yun Lai Viewpoint

While waiting to capture the day's first ray of light at the Yun Lai Viewpoint that is located on the hill's summit at Ban Santichon, the cool breeze brushed lightly on the skin, but there was a cup of warm Oolong tea to warm up the chilly dawn. As the sun rose above the horizon, the sunlight broke through the fluffy clouds and revealed a blanket of morning mist drifting over the valley and a 360-degree view of Pai city. At the viewpoint, there are several

photo spots, a souvenir shop, and a gazebo where one can just relax and enjoy bathing in the warm sunshine. During the rainy season, this viewpoint gives off a different vibe of peace and relaxation because after the sunrise, the whole area is covered by a dream-like sea of mist that makes one feel like floating among the clouds.



hi!

Address : Tambon Wiang Tai, Amphoe Pai, Mae Hong Son

Contact : Bunlo Loariyawat
(Leader of the Ban Santichon Community)

Tel. : +668 1024 3982

Travel Season : The most beautiful time to catch the breath-taking sea of mist is during the rainy and winter seasons. Winter is also a great time to see countless Mexican sunflowers blooming all over the hill.



Touch the silky mist at Phu Pha Mok in Ban Cha Bo



The greenery of forested mountains, the grass and leaves that are coated in glistening dew, and the cool daybreak breeze that gently caresses the skin, are all a great companion on a hike to the peak of Phu Pha Mok. The viewpoint, surrounded by big and small mountains that rise through the mist, offers a high-angle view of Ban Cha Bo. Soon after, the overcast of white and silky mist that is gradually illuminated by the orange colour of the sunlight starts floating closer until it is within reach. A look to the right reveals Doi Kio Lom that is situated further away, while behind Phu Pha Mok is a shaded road that stretches to the village.



The curtain of mist starts to thin and slowly exposes houses that dot the mountain slopes. Phu Pha Mok in the rainy season is as beautiful as when it is covered by the sea of mist in winter, and on a lucky clear night, one can see an ocean of stars and a band of the Milky Way sparkling against the dark sky.



hi!

Address : Ban Cha Bo, Tambon Pang Mapha, Amphoe Pang Mapha, Mae Hong Son

Contact :

Sonchai Phrainetitham

(Leader of the Ban Cha Bo Community Ecotourism Group)

Tel. : +668 0677 5794

Nako Phraiphetcharathip

(Coordinator of the Ban Cha Bo Community)

Tel. : +669 9894 6654

Travel Season : Phu Pha Mok can be visited all-year round but the sea of mist is the most beautiful in the winter and rainy seasons. Please contact the community in advance of your visit, as Phu Pha Mok is a high and steep limestone mountain that requires caution on your way up.

Feel the romantic atmosphere of pine trees, water, and mist in Pang Ung



The bamboo raft floats slowly as the golden sunlight filters through the pine trees and dances on the water's surface of the reservoir. The pool of mist hovers above the water as if to greet everyone a good morning. Say 'hello' to the nature and listen to the music of wind passing through the pine trees while feeling the water moving under your feet. Far ahead is a black swan idling in the water, a sight as beautiful as a dream. At night, the scenery here is equally as enchanting, especially on a clear night, when thousands of stars twinkle across the dark sky.



This is 'Pang Ung' or the Royal Forest Project at Pang Tong 2, which was once a large area of degraded forest that has been rehabilitated into a wonderland of abundant forest that is captivating and romantically peaceful.



hi!

Address : Royal Forest Project at Pang Tong 2 (Pang Ung), Tambon Mok Cham Pae, Amphoe Mueang Mae Hong Son, Mae Hong Son

Contact : Mae Hong Son Royal Handicraft Centre

Tel. : +66 5361 1244

Travel Season : The beauty and cool climate of Pang Ung can be experienced in every season. Pang Ung is beautiful with blooming flowers and warm sunlight shining through the pine trees in summer, and filled with lush greenery in the rainy season, whereas winter is the best time to enjoy relaxing on a bamboo raft while being embraced by cool mist.

Bask in the moment
of tranquility and watch fish
swimming at Tham Pla



The crystal-clear brook that flows from the cave under the mountain, coupled with the dense and shady ambience of the surrounding landscape makes Tham Pla a tranquil home to a large school of Soro Brook Carp. Cross the giant pond by a suspension bridge and enjoy a nice stroll along the path that meanders through the garden amid the scenery of greenery.



The sound of water flowing gets louder, indicating that Tham Pla is close by. Tham Pla or Fish Cave is a cranny of rock that is a fish habitat, and at the cave entrance is a big pool of clear water that is crowded with Soro Brook Carp. During the day, these fish would come out to the front to find food before going back inside the cavern as night falls. Next to the pool is a stall selling the fish's favourite food including Chinese kale, papaya leaf, watermelon, and roasted cicada. Feeding the big and hungry fish is a great way to unwind, but an even more relaxing thing to do is to just watch the fish swarm the water's surface while letting your mind flow like the water.

hi!

Address : Tambon Huai Pha, Amphoe Mueang Mae Hong Son, Mae Hong Son

Contact : Tham Pla – Namtok Pha Suea National Park

Tel.: +668 5706 6663, +668 2191 1746

Operating Hours : Every day 8.00 a.m.- 4.30 p.m.

Travel Season : Tham Pla can be visited all-year round, and in the rainy season, the water level is higher than usual, allowing a lot more fish to appear at the cave.

Refresh your soul
while cruising along
the serene Pai River



Pai River is not only the longest river in Mae Hong Son, but is also an enticing attraction for those wishing to relax while being connected to the nature. The long-tail boat excursion begins at Ban Tha Pong Daeng and meanders along the bends and curves of the river, passing the photogenic scenery of lush mountains and river-based way of life. The rain that starts to sprinkle, not heavy but just a light drizzle, makes the excursion an even more refreshing experience.



The boat soon arrives at Ban Nam Phiang Din, a Thai-Burmese border village that is this excursion's destination. After disembarking, take a stroll along the suspension bridge and enjoy the picturesque vista of the Pai River joining the Salween River of Myanmar. On the way back, stop by at Ban Huai Pu Kaeng, a hill tribe village, to explore the unique hill tribe handicrafts; such as, hand-woven cloth and hand carved wooden doll, and purchase them as souvenirs.

hi!

Address: Ban Tha Pong Daeng Pier, Tambon Pha Bong, Amphoe Mueang Mae Hong Son, Mae Hong Son
Contact : Buning Khirisattayanon (Village Headman)
Tel. : +668 1764 5450

Travel Season : The long-tail boat service operates all-year round.

Listen to the serenade
of the mountain stream
at the Ban Pha Bong Viewpoint





In the midst of the rolling mountains on Highway 108 that heads toward Amphoe Khun Yuam is a viewpoint where one can stop to take in the magnificent landscape of overlapping mountains with a stream flowing through the gorge. The name, 'Pha Bong', is derived from its geographical feature, in which 'Pha' means 'mountain' and 'Bong' means 'channel'.


Early morning in the rainy season, the Ban Pha Bong Viewpoint offers a sense of tranquility with the sight of mist floating gracefully from the top of the mountain and covering the entire area. Not far from the viewpoint's pavilion is a restaurant and a coffee shop with a Tai Yai style thatched roof, and close by within Ban Pha Bong are several interesting attractions, including the Ban Pha Bong Tai Yai Cultural Centre, Saphan Khao Kao Phuea Suk, and Pha Bong Hot Spring.



hi!

Address : Tambon Pha Bong, Amphoe Mueang Mae Hong Son, Mae Hong Son

Travel Season : The white mist can be seen swirling over the valley in every season, particularly the rainy and winter seasons.



Absorb
the refreshing energy
of the waterfall
at Namtok Mae Surin

When the rainy season sets in, all the plants, trees, and grass in Namtok Mae Surin National Park becomes lush and green, adding a sense of pleasantness to the surrounding environment. The roads and trails in the Park are carpeted with green moss all the way to Namtok Mae Surin, one of the tallest waterfalls in Thailand. The Waterfall is particularly stunning, as it is full of a massive amount of water flowing down after several days of rain.

At the viewpoint, there is a pavilion that offers a magnificent view of Namtok Mae Surin from many different angles. From here, the grandeur of the single-tier waterfall that falls down the 180-metre-high cliff amidst the hill evergreen forest can be seen right before our eyes. Even though the viewpoint is far away, the refreshing splashes of the waterfall can be heard and the coolness of water can be felt through the gentle breeze. There are several other interesting attractions within the Park that one can explore including the peak of Doi Pui, Huai Mae Sakuet Nature Trail, and Namtok Pha Bong.




hi!

Address : Tambon Mae U-kho,
Amphoe Khun Yuam, Mae Hong Son

Contact :
Namtok Mae Surin National Park
Tel. : +66 5306 1073

Operating Hours :
Every day 8.30 a.m.-4.30 p.m.


Travel Season : Namtok Mae Surin has water flowing and cool climate all-year round, but it is particularly beautiful with a lot of water from the end of the rainy season to winter.



Reach for the sky
and feel the wind blow
at Phu Chi Phoe



Phu Chi Phoe, which soars at 1,818 metres above mean sea level at the Mae Yot Watershed Management Station, offers a splendid panoramic view of undulating mountain ranges in various shades of green. The view extends as far as the eyes can see, and on a lucky day when the sky is clear, the summit of Doi Inthanon can be seen. Early morning, the sun rises above the horizon and breaks through the soft and fluffy mist that swirls the hill. Standing at the viewpoint and spreading your arms wide open to embrace the cold wind and breathing in the fresh air will surely replace all the weariness and exhaustion with energy and soothing state of mind.



On the way down from the viewpoint, there is a place where one can sit on a deck and indulge in the view of the sea of mist from a different angle while enjoying a cup of freshly-brewed coffee. A visit here during the blooming Mexican sunflower period allows you to see Doi Mae U-kho being decorated with the golden colour of the flowers. On the colder days, the flowers, leaves, and grass are covered with glittering frost, so beautiful that you would always be reminded of Phu Chi Phoe whenever the cold wind blows.

hi!

Address : Mae Yot Watershed Management Station, Tambon Mae U-kho, Amphoe Khun Yuam, Mae Hong Son

Contact :

Mae Yot Watershed Management Station

Tel. : +666 1382 1764

Travel Season : Phu Chi Phoe is open for a visit between October and February, but it is most beautiful in November as it is also the time when the Mexican sunflower blooms. A visit after the rain also allows you to see the spectacular sea of mist covering the whole mountain area.

Marvel at the colour of winter at the Mexican Sunflower Field at Doi Mae U-kho



Every year, when the winter wind sweeps through Doi Mae U-kho, millions of Mexican sunflowers (known locally as Dok Bua Tong) come into full bloom to welcome the change of the season. The green valley is carpeted with the bright gold colour of the Mexican sunflowers, so beautiful that it looks more like the scene from a fairy tale. Originated in Central America and the West Indies, the Mexican sunflowers were brought over to add the invigorating colour to Doi Mae U-kho by a group of missionaries and eventually became the provincial flower of Mae Hong Son. It is without a doubt that whoever travels along the Mae Chaem-Khun Yuam road on Highway 1263 and sees these Mexican sunflowers blooming will be spellbound by them.



hi!

Address : Tambon Mae U-kho,
Amphoe Khun Yuam,
Mae Hong Son

Contact :
Khun Yuam District Office
Tel. : +66 5369 1108

Travel Season : The Mexican sunflower only blooms once a year, from November to December. Please check in advance of your visit.

Feast
your eyes
and mind at the
Mae La Luang
Viewpoint





On Highway 108 that leads to Amphoe Mae La Noi, there is a rest area that offers a bird's-eye view of the vast foothill plains. Grab a cup of hot coffee from the nearby coffee shop run by a kind elderly couple and enjoy sipping the coffee while indulging in the pretty sight of the paddy fields, corn fields, and bean fields that are covered with green colour in the rainy season. Soon after the rain stops, Mae La Luang becomes



even more beautiful when the blue sky is crowded with white rolling fog. For those who want to see golden paddy fields, it is best to come here before the harvesting season. When winter comes, the sunn hemp that has been sowed before the end of the rice harvesting season is in full bloom, adding a bright yellow colour to the entire area and giving out lively energy for you to continue your journey to the next destination.

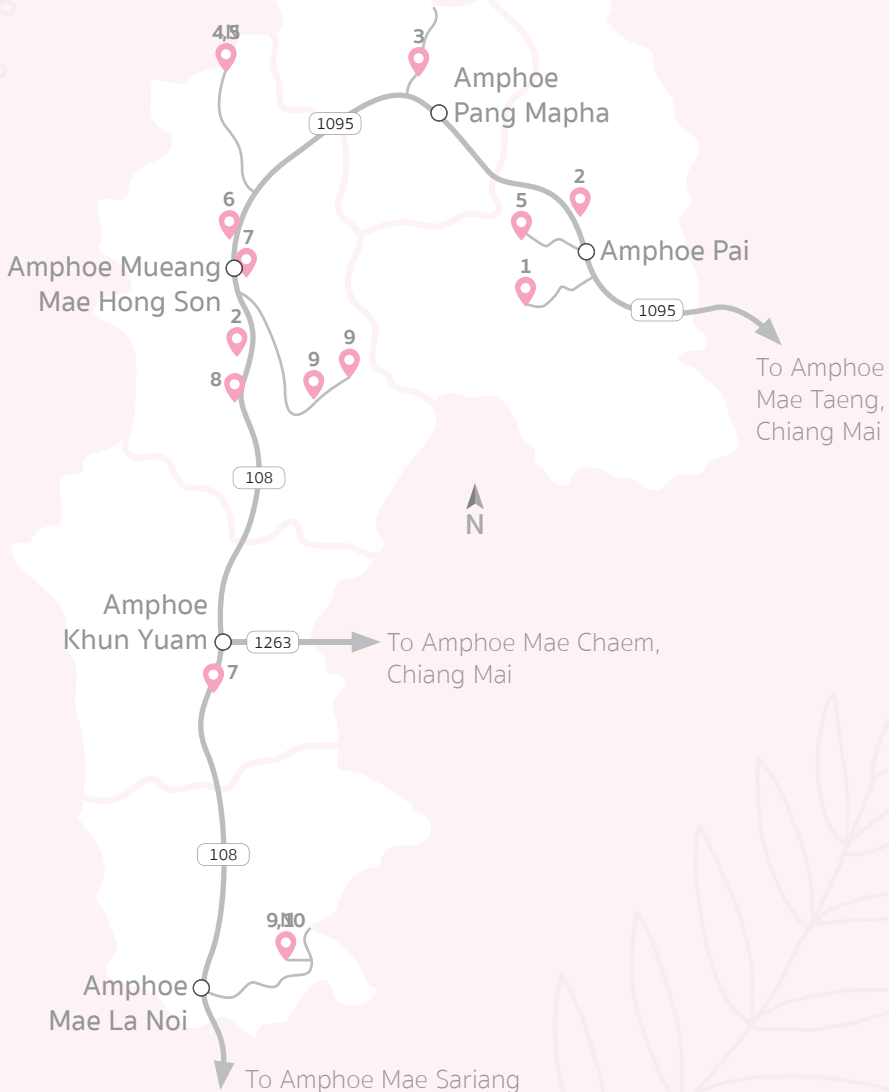
hi!

Address : Tambon Mae La Luang, Amphoe Mae La Noi, Mae Hong Son

Travel Season : The Mae La Luang Viewpoint can be visited all-year round, in which each season exudes its own charm. During summer, between March and May, the Mae La Luang Viewpoint showcases a beautiful contrast of dark and light brown plains, alternating with grey and green colours of the mountains at the background.



Taste





1. Namphrik Khua Sai
2. Mae Hong Son's Local Rice Varieties
3. Namphrik Aphiti
4. Oolong Tea
5. Yunnanese Cuisine
6. Sesame Seed and Sesame Seed Products
7. Tai Yai Food
8. Mae Hong Son's Roasted Peanuts
9. Paganyaw Food
10. Coffee in the Valley

Tai Yai's roasted chilli
at Ban Phaem Bok



On the balcony of a house in Ban Phaem Bok are grandmothers who are happily chatting while their hands are busy making 'Thua Nao' (rotten beans). The balls of Thua Nao or fermented soybean are pounded into thin sheets before being placed onto the bamboo sieve. Thua Nao is the main seasoning used in the Tai Yai kitchen and is the special ingredient in Ban Phaem Bok's Namphrik Khua Sai (roasted chilli). The villagers here are mainly engaged in agriculture including rice farming, garlic farming, soybean farming, and vegetable gardening, allowing them to easily gather the ingredients to create this delicious menu, just by roasting garlic, and adding ground Thua Nao, roasted chilli powder, and salt in the saucepan. The kitchen is then filled with the mouth-watering aroma of garlic, chilli, and Thua Nao. 'Namphrik Khua Sai' literally translates to 'sand roasted chilli' as the texture of the chilli is as crumbly as sand. The spicy and tasty Namphrik Khua Sai tastes even better when eaten with warm Khao Mon Hom, which is Ban Phaem Bok's local variety of rice.



hi!

Address : Tambon Thung Yao, Amphoe Pai,
Mae Hong Son

Contact : Bun-anan Loepho

Tel. : +668 9261 8986

Travel Season : Ban Phaem Bok offers homestay accommodation all-year round, but those who are interested in learning about the making of Namphrik Khua Sai, please contact the community in advance.



From ancient rice husks
to the fragrant Mae Hong Son rice



The eye-soothing green paddy fields with golden ears of rice has been part of the way of life of people in Mae Hong Son since ancient times, as rice husks dating back over 5,400 years were discovered in Pung Hung Cave in Amphoe Pang Mapha. Ban Pa Pae in Amphoe Mae Sariang is also where Thailand's very first rice bank was established, indicating that people in Mae Hong Son have been engaging in rice farming for a long time.

The abundance of soil and water with minerals from the highland topography allows the villagers to grow several varieties of quality local rice; such as, Khao Hom Pai, Khao Bue Su (black highland rice), Khao Hao (red glutinous highland rice), and Khao HaaLeTin. These local varieties are full of nutrients, including protein, vitamins, and antioxidants. Once cooked, these rice varieties produce a natural



sweet fragrance and have a deliciously chewy texture. Those interested in experiencing the rice farmer's way of life and tasting the local rice varieties are invited to visit the communities and agro-tourism centres; for example, the Saphan Khao Kao Phuea Suk, which is the learning centre about organic rice cultivation, and the Agricultural Productivity Efficiency Increasing Learning Centre in Tambon Mae Na Toeng of Amphoe Pai, which features a wide collection of local rice varieties of Mae Hong Son.

hi!

Address :
Saphan Khao Kao Phuea Suk,
Tambon Pha Bong, Amphoe
Mueang Mae Hong Son, Mae
Hong Son

**Agricultural Productivity
Efficiency Increasing Learning
Centre,** Tambon Mae Na Toeng,
Amphoe Pai, Mae Hong Son

Contact :
Amon Sitrakun (Pha Bong
Sub-district Headman)
Tel. : +669 3134 9181
Yanyong Yadi (Head of the
Agricultural Productivity
Efficiency Increasing Learning
Centre)
Tel. : +669 3297 4739

Travel Season : Mae Hong Son's
fragrant rice can be tasted all-
year round. For those who wish
to explore the rice farmer's
way of life and the lush scenery
of the paddy fields, it is best
to visit during rice farming
season, which is between June
and November.



Relish
the Lahu's
favourite chilli dip
at Ban Cha Bo

“If there is no Aphiti, then that meal is not delicious.” is what one of the Black Lahu people from Ban Cha Bo remarked while putting the freshly-picked vegetables into the basket before walking back to the kitchen. The ingredients in making Namphrik Aphiti, which is the traditional Lahu chilli dip, are the vegetables that are grown around the house and are available in all seasons. To make Namphrik Aphiti, pound chilli in the mortar and then add coriander, lemongrass, garlic, shallot, and grilled Thua Nao (fermented soybean), and pound all the ingredients together before seasoning it with a little bit of salt. Then Namphrik Aphiti that is filled with spiciness from the chilli and mouth-watering aroma from the coriander is ready to be served. Whether mixing with rice, eating with omelette, or serving as a vegetable dip, Namphrik Aphiti brings out the flavours of other Lahu dishes and turns a simple meal into a delicious feast.

hi!

Address : Ban Cha Bo, Tambon Pang Mapha, Amphoe Pang Mapha, Mae Hong Son

Contact :

Nako Phraiphetcharathip

Tel. : +669 9894 6654

Travel Season : Visitors can visit Ban Cha Bo and taste Namphrik Aphiti all-year round.



Savour the tea experience at Ban Rak Thai



The lush tea plantations that carpeted the mountain slopes extend for several kilometres along the entrance to Ban Rak Thai. Tea is largely part of the way of life of the Yunnanese who migrated from Southern China and settled down here a long time ago. They drink tea instead of water and also have a unique way of eating rice, which is by pouring hot tea over cooked rice, give it a stir and use chopsticks to eat the rice, a simple tea grower's way of having a filling meal.



Early morning, follow the villagers to pick the tea leaves at the terraced tea plantation that has the painting-like background of the village aligning with the mountains and natural reservoir. Then, explore a wide range of tea products available here, most of which are the Oolong variety, and enjoy Ban Rak Thai's charming tea tasting process. The first step is to lift the tall teacup from the tea set and inhale the fragrance of the Oolong tea from the teacup before slowly sipping the tea to enjoy its mild and soft taste. The technique to make the most out of the tea experience here is to hover the teacup around your eyes and rub the teacup between your palms to warm your body and rejuvenate your soul with the aroma and taste of the tea.

hi!

Address : Tambon Mok Cham Pae,
Amphoe Mueang Mae Hong Son,
Mae Hong Son

Contact :

Chasa Rak Thai Restaurant and Resort
Tel. : +668 6118 2067, +668 5719 9399
Aring Saewang (Ban Rak Thai's Assistant
Village Headman)
Tel. : +666 3793 3939

Travel Season : Ban Rak Thai welcomes
visitors with aromatic tea and spectacular
views of the village all-year round.

The authentic
flavours
of Yunnanese cuisine



The essence of Yunnan that is intertwined in all the dishes on the table is the cultural inheritance that the Yunnanese people brought all the way from their hometown to Mae Hong Son. The flavours still retain the authenticity of the Yunnanese cuisine and the must-try menu is 'pork leg stew', which is everyone's favourite because the meat is so tender it pulls apart easily, and is best when eaten with the soft and slightly sweet Chinese steamed buns. Other popular menus include Mu Phan Pi (a thousand-year-old pork), Su Yu (deep-fried pork's belly), and spicy tea leaves salad, all of which tastes even better when accompanied with a warm cup of fragrant Oolong tea.

Ban Rak Thai is a great place to enjoy delicious Yunnanese cuisine by the reservoir and be mesmerised by the romantic atmosphere of the mist floating along the mountains, whereas Ban Santichon offers a memorable experience of eating Yunnanese food in a Yunnanese setting.



hi!

Address :

Ban Rak Thai, Tambon Mok Cham Pae, Amphoe Mueang Mae Hong Son, Mae Hong Son

Ban Santichon, Tambon Wiang Tai, Amphoe Pai, Mae Hong Son

Contact :

Aring Saewang

(Ban Rak Thai's Assistant Village Headman)

Tel. : +666 3793 3939

Bunlo Loariyawat

(Leader of the Ban Santichon Community)

Tel. : +668 1024 3982

Travel Season : Ban Rak Thai and Ban Santichon are a Yunnanese community with several restaurants where visitors can come and enjoy tasting the traditional Yunnanese cuisine every day.

The goodness of sesame seeds from Ban Sop Soi



The tiny sesame seeds that are growing inside the pods by the pretty white flowers are one of the major crops that the villagers in Mae Hong Son grow to extract sesame oil to use in cooking and to consume for health benefits. The Ban Sop Soi Saving for Production Cooperative makes sesame oil without any use of chemicals or technology, from seeding to harvesting and extracting the sesame oil. It is the only place left in Thailand that uses a wooden pestle powered by a water turbine, a well-preserved ancient local wisdom, to extract sesame oil.



Ban Sop Soi's products from sesame seeds; such as, sesame oil, roasted sesame seeds, soap, and mosquito repellent lotion, are rich with vitamins, minerals, and sesamin lignan that are believed to help improve bone mass, lower blood pressure, and reduce the risk of cancer. The villagers are happy to take visitors to explore the sesame fields and observe how they use local wisdom to process sesame seeds into different kinds of products. Do not miss the opportunity to taste how tasty the food becomes when it is sprinkled with sesame seeds, and try rubbing the sesame oil on the skin to enjoy the soft scent of the oil in the midst of lush ambience of the village.

hi!

Address : Ban Sop Soi Saving for Production Cooperative, Tambon Pang Mu, Amphoe Mueang Mae Hong Son, Mae Hong Son
Contact : Saowalak Mungcharoen
Tel. : +668 9635 9417

Travel Season : Ban Sop Soi Saving for Production Cooperative is open for visitors to explore the sesame oil production between October and February.



The exotic tastes of Tai Yai food



The Tai Yai people are dedicated in conserving their tradition, culture, as well as food culture of the Shan State of Myanmar, which is where the ancestors of the Tai Yai people in Mae Hong Son came from. The Tai Yai food therefore has become unique local food of this city, with the main ingredient being 'Thua Nao' (fermented soybean), which adds flavour to most of the Tai Yai curries and chilli dips. There are several Tai Yai menus that are recommended for everyone to try when visiting Mae Hong Son, for example, Khao Som, Khang Pong, Kai Up, Nang Ko, Thua Phu Un, Thua Phu Ko, and Thua Phu Sing Kho.



The Tai Yai dessert is equally as delicious, and some of the interesting menus are Alawa, Suai Tha Min, Khao Pi Tai, Peng Mong, and Alawa Chung. All of these exotic tastes of the Tai Yai can be found at Sai Yut Market, Kat Sok Cha, as well as restaurants and stores selling Tai Yai food and desserts all over Amphoe Mueang Mae Hong Son. A stay with the Tai Yai villagers in a homestay is also a great way to try the Tai Yai food while experiencing their way of life.

hi!

Address:

Sai Yut Market, Tambon Chong Kham,
Amphoe Mueang Mae Hong Son, Mae
Hong Son

Mae Hong Son Tai Yai Dessert at Soi
Pradit Chong Kham, Tambon Chong
Kham, Amphoe Mueang Mae Hong
Son, Mae Hong Son

Kat Sok Cha, Tambon Pha Bong,
Amphoe Mueang Mae Hong Son,
Mae Hong Son

Contact :

Mae Hong Son Tai Yai Dessert at Soi
Pradit Chong Kham

Tel. : +66 5361 1728

Open every day 9.30 a.m. – 7.00 p.m.
or until sold out (closed on every
Buddhist holy day)

The Tourism Authority of Thailand
(TAT), Mae Hong Son Office

Tel. : +66 5361 2982-3

Mae Hong Son Municipality

Tel. : +66 5361 2016

Travel Season : The Tai Yai food can be found all-year round, and around the beginning of December, there is an annual event called 'Perd Muang Tai Festival' at the Shan Studies Centre, Mae Hong Son Community College in Amphoe Mueang Mae Hong Son. The Festival features a wide range of Tai Yai cuisine, local products, and cultural performances. Please contact TAT for the schedule.

Mae Hong Son's
very own crunchy and
tasty roasted peanuts






Living at an elevation of over a thousand metres above sea level and surrounded by rolling hills, the villagers grow beans and nuts to eat as a source of protein instead of meat. A lot of villagers are also devoted Buddhists who avoid eating red meat, so beans and nuts have become the main ingredient of Tai Yai food.

No matter where it is in Mae Hong Son, one will always find a variety of beans and nuts to munch on ranging from mung beans to inca nuts, and chickpeas. The highlight, however, is the famous 'Thua Lai Suea' or 'tiger skin peanuts', in which the skin has a pattern that resembles a tiger's skin. The big, crunchy, and nutritious Thua Lai Suea is particularly addictive after it is roasted with salt. Some of the shops in Tambon Pha Bong are open for visitors to explore how the salt roasted peanuts are made. The peanuts taste even better when you can see how they are made, from watching the aunties roasting the peanuts with the ancient firewood stove to tasting the variety of roasted peanuts while exploring the peanut farms with the friendly uncles.

hi!

Address : Tambon Pha Bong,
Amphoe Mueang Mae Hong Son, Mae Hong Son
Contact :
Lung Song (Sai Fa Roasted Peanuts at Ban Pha Bong)
Tel. : +668 9553 3234
Pa Laeng Chamnan
(Pa Laeng Roasted Peanuts at Ban Pa Pu)
Tel. : +668 9266 9482

Travel Season : Visitors can observe the making of roasted peanuts and purchase them every day, but Sai Fa Roasted Peanuts at Ban Pha Bong is closed on major Buddhist holy days while Pa Laeng Roasted Peanuts at Ban Pa Pu is closed during important festivals. For group visits, please make a reservation 7 days in advance.

A woman wearing a pink knitted hat and a black top with a red patterned sash is sitting on the floor, cooking over a wood fire. She is using a metal spoon to stir a pot. In the foreground, there is a large metal pot with a lid and a frying pan on a tripod stand over the fire. The background shows a wooden structure with vertical slats.

Simple dishes
that reflect
the simple lifestyle
of the Paganyaw



The unique element of the Paganyaw food is in its use of readily available natural ingredients that change according to the season to create simple but delicious dishes. Living on high mountains, the vegetables and rice are obtained easier than meat, and when it is time to cook a meal, the Paganyaw just grab a basket, a knife, and a sickle and go to the garden at the back of their house to collect the chemical-free vegetables for cooking that meal.



In winter, the menu consists of bean curry and stir-fried cucumber, whereas the rainy season is when the Paganyaw eat pumpkin vine soup, boiled bamboo shoots, and stir-fried pako fern, while summer is the best time for taro curry, spicy banana blossom salad, and stir-fried sweet leaf bush. The highlight is 'Kaeng Khao Boe', which is boiled rice with any kind of vegetables they have on hand; such as, bamboo shoots, pumpkin vine, cabbage, or chayote, and seasoned with salt and chilli. Kaeng Khao Boe can be cooked and eaten any time of the year and is a simple menu that best reflects the simple way of life of the Paganyaw.



hi!

Address :

Ban Huai Hom, Tambon Huai Hom, Amphoe Mae La Noi, Mae Hong Son

Ban Huai Tong Ko, Tambon Huai Pu Ling, Amphoe Muang Mae Hong Son, Mae Hong Son

Ban Huai Hi, Tambon Huai Pu Ling, Amphoe Muang Mae Hong Son, Mae Hong Son

Contact :

Maliwan Nakropphrai
(Ban Huai Hom)

Tel. : +668 9555 3900
Thinnakon Loeka
(Ban Huai Tong Ko)

Tel. : +668 8291 2419
Pramon Salewa (Ban Huai Hi)

Tel. : +668 5707 0281

Travel Season : Seasonal Paganyaw's dishes can be enjoyed all-year round at the Paganyaw villages that offer homestay accommodation. Please contact the community in advance to arrange your visit.

A middle-aged man with a friendly expression, wearing a light-colored long-sleeved shirt, a green apron, and a light-colored cap, stands in a lush coffee plantation. He is holding a large, dark, woven basket filled with vibrant red and yellow coffee cherries. Two large green coffee leaves are placed on top of the cherries in the basket. The background is filled with dense green coffee foliage and clusters of ripe cherries on branches.

Enjoy
sipping coffee
in the valley of
Ban Huai Hom



The life of the coffee growers here begins early in the morning and if you follow the aroma of the coffee to the kitchen, you will see the villagers slowly pouring hot water over the finely ground coffee and letting the coffee drip through the filter paper. Take some time to enjoy sipping the freshly dripped coffee with the villagers before following them to the coffee plantation. After a short walk, you will find countless coffee trees dotted with green and red coffee cherries under the shade of the larger trees. The villagers here are proud to tell anyone that these coffee trees are grown without using any chemicals. It is not only good for coffee drinkers and coffee growers, but is also a way to conserve the environment, and it truly reflects the villagers' love for coffee and nature.



hi!

Address : Tambon Huai Hom,
Amphoe Mae La Noi, Mae Hong Son

Contact :
Maliwan Nakrophrai
Tel. : +668 9555 3900

Travel Season :

Ban Huai Hom is open for visitors to visit the coffee plantation, observe the coffee production process, and making drip coffee in the kitchen all-year round. Between November and February, visitors can join the villagers in collecting coffee cherries from the tree. Those who want to admire the beauty of the rice terrace are recommended to make a visit between July and October, as the lush green paddy fields gradually turn golden yellow with matured ears of rice during the rainy season.



The page features four decorative botanical illustrations in the corners, rendered in a light grey line-art style. The top-left illustration shows a branch with several elongated, pointed leaves. The top-right illustration depicts a branch with small, round buds or flowers. The bottom-left illustration shows a branch with several small, rounded buds. The bottom-right illustration shows a branch with several small, rounded leaves. The background is a light beige color with a subtle diagonal shadow in the bottom-left corner.

Belief



Amphoe Pang Mapha

Amphoe Pai

Amphoe Mueang Mae Hong Son

To Amphoe Mae Taeng, Chiang Mai

Amphoe Khun Yuam

To Amphoe Mae Chaem, Chiang Mai

Amphoe Mae La Noi


Amphoe Mae Sariang

To Amphoe Hot, Chiang Mai

To Amphoe Sop Moei



1. Wat Si Don Chai
2. Kho Ku So Bridge, Ban Phaem Bok
3. The New Year Festival of
the Black Lahu at Ban Cha Bo
4. Su Tong Pe Bridge
5. Wat Phrathat Doi Kong Mu
6. Wat Chong Kham – Wat Chong Klang
7. Poi Sang Long Festival
8. Chong Phara (Poi Loen Sip Et) Festival
9. Wat Muai To
10. Wat To Phae
11. Wat Si Bun Rueang
12. Ok Wa Festival (Tai Yai's End of
the Buddhist Lent Festival)



The timeless beauty
and grace of Wat Si Don Chai



It has been over 700 years that Pha Ka Mong So led the Burmese troops to settle down in the valley that is blessed with streams and abundant natural resources, and constructed Pai's first temple called 'Wat Don Chong Mai' or 'Wat Si Don Chai' as known today.



The Wihan Lai Kham (Lanna-style image hall that is decorated with golden ornaments), from the very first step of the stairs to the roof, exudes beauty and grace. Take a step inside to pay homage to an ancient Buddha image named 'Phra Phuttha Sihing' or 'Phra Sing Pai', and be spellbound by the stunning interior. The natural light that beams faintly through the windows, coupled with the warm white light from the bulbs, reveals the exquisiteness of every detail, ranging from the carving on the doors and windows to the glittering golden paintings on the pillars, walls, and ceiling. Even the mural paintings that depict the story about the city's establishment and way of life of the Wiang Nuea community are so captivating that one cannot help but be in awe.

hi!

Address : Tambon Wiang Nuea,
Amphoe Pai, Mae Hong Son

Contact : Phra Akkharat Akkhapanyo

Tel. : +669 7992 5896

Travel Season : Wat Si Don Chai is open all-year round and on 13th April of every year, the temple organises the event where visitors can bathe Phra Phuttha Sihing, watch the procession of Phra Phuttha Sihing and the victory drum parade, as well as join the traditional Songkran celebration.



Farming fields and farmers' faith at Kho Ku So Bridge, Ban Phaem Bok



In the rainy season, the rice seedlings that were planted earlier start to mature and paint a verdant green colour to the paddy fields that the Kho Ku So Bridge ('Kho' means 'bridge' and 'Ku So' means 'blessing' in Tai Yai language) spans across. The Tai Yai people in Ban Phaem Bok community got together to build the bamboo bridge for the monks from the Huai Khai Khiri Buddhist Park. The monks originally had to walk a long way around the mountain on their alms round, but the Kho Ku So Bridge allows them to conveniently walk over the paddy fields to get to the village.



Along the over 800-metre-long bridge, there is a gazebo where you can sit down and take the time to feel the soothing breeze on your skin, or enjoy a rustic ambience dotted with farmers' huts. When a shroud of cloud and mist slowly hangs over the mountain backdrop and the roosters begin crowing to mark the new day, it is time the monks are walking along the bridge to receive alms. The faithful villagers are eagerly waiting to start their new bright day with merit-making.

hi!



Address : Tambon Thung Yao, Amphoe Pai, Mae Hong Son

Contact : Bun-anan Loepho

Tel. : +668 9261 8986

Travel Season : Ban Phaem Bok can be visited in any season. Even after the rice harvesting season, the Kho Ku So Bridge is still a great place for taking a stroll, taking photo, relaxing, and enjoying the mountainous scenery and farmers' way of life that are different in each season.



The resonance
of the songs of the mountains
The New Year Festival
of the Black Lahu at Ban Cha Bo



In a small village on a high mountain in Amphoe Pang Mapha, the melodious sound of Khaen (free reed pipes) mixing with the sound of rhythmic feet stomping fills the air as the Black Lahu (Black Muser) hill-tribe people are dancing in a circle to celebrate the New Year Festival. Throughout this event that the locals call 'Kin Wo Yai', the celebration is organised with simplicity but full of charm, with the villagers wearing traditional costumes of black robes embroidered with coloured cloth strips.



An important ritual is bringing 'Khao Puk' (pounded sticky rice mixed with sesame seeds) to worship the ancestors, and then the New Year celebration continues with the villagers getting together to sing and perform 'Cha Khue' dance. A delightful sight to see is the friendly villagers gesturing visitors to join the dance and teaching them to step along with the rhythm while being embraced by the dark and cool night full of shining stars. The dance continues until the morning and the villagers then go to ask for blessing from the elders to mark the beginning of the New Year. During this joyous time, Ban Cha Bo is one of the best places to be, as it is filled with warmth, smiles, and happy hearts.



hi!

Address : Tambon Pang Mapha,
Amphoe Pang Mapha, Mae Hong Son

Contact :

Sonchai Phrainetitham (Leader of the Ban Cha Bo
Community Ecotourism Group)

Tel. : +668 0677 5794

Nako Phraiphetcharathip (Coordinator of the Ban
Cha Bo Community)

Tel. : +669 9894 6654

Travel Season : The New Year Festival at Ban Cha Bo is held for 4 nights and 5 days around the end of February until the beginning of March. Please contact the Ban Cha Bo Community in advance for the schedule.



Make a wish while crossing the Su Tong Pe Bridge



The sun gradually emerges above the horizon and casts a warm light across the area, revealing a long bamboo bridge that stretches from Suan Tham Phu Sama across the Sa-nga River and an expanse of paddy fields to Kung Mai Sak Village. The bridge was named 'Su Tong Pe', which means 'successful prayer' in the Tai Yai dialect, to reflect the power of faith and unity of the Tai Yai people in the village. The villagers wished that the monks could walk conveniently on their alms round and it took them only two months to complete constructing the bridge. The Su Tong Pe Bridge is the most beautiful early in the morning with the picturesque sight of the monks carrying alms bowls and walking in line along the Bridge to receive the alms from the villagers, denoting the beauty of the peaceful Buddhist's way of life in the lush embrace of nature.



hi!

Address : Tambon Pang Mu,
Amphoe Mueang Mae Hong Son, Mae Hong Son
Contact : Phra Palat Chittaphat Akhapanyo
Tel. : +668 4372 3446, +668 1884 5865

Travel Season: In the rainy season, around August, the Su Tong Pe Bridge becomes exceptionally beautiful amidst the green paddy fields, and offers a different charm in October when the paddy fields turn golden.

The beauty
at dusk
Wat Phrathat
Doi Kong Mu



The deep blue colour of the twilight sky creates a mystique background for the pair of spectacular white pagodas that are decorated with gleaming lights. At this time of the day, the oldest sacred place of the Land of Three Mists is particularly enchanting. The melodious sound of the bells in Wat Phrathat Doi Kong Mu leads to the majestic pagoda that was constructed in 1860 by the faith of a Tai Yai man named 'Chong Tong Su'. Next to the main pagoda



is a smaller pagoda, which was later built by Phaya Singhanatracha, Mae Hong Son's first ruler. From the viewpoint within the temple grounds, one can get the bird's-eye view of Mae Hong Son city. It looks beautiful like a painting when the sun slowly disappears from the horizon and its last ray of light is replaced by the glittering lights from the houses.

hi!

Address : Tambon Chong Kham,
Amphoe Mueang Mae Hong Son,
Mae Hong Son

Travel Season : Wat Phrathat Doi Kong Mu is open all-year round, and around the beginning of November of every year, the temple organises the Wat Phrathat Doi Kong Mu Worshipping Festival where people are invited to bathe the Phrathat Doi Kong Mu, ward off bad luck by releasing Krathong Sawan (lantern) to the sky, and enjoy watching a Tai Yai local music performance.

Explore intriguing Tai Yai arts at Wat Chong Kham – Wat Chong Klang



Sitting majestically behind the lake of Nong Chong Kham Public Park are two important temples of Mae Hong Son. First, spend time exploring Wat Chong Kham, a temple that was constructed by Mae Hong Son's first ruler who was Tai Yai. The architecture here is heavily influenced by Tai Yai arts, as can be seen through the three-porch Wihan (image hall), the square-based Ubosot (ordination hall) with a pyramidal roof, and a pavilion with the eaves that are decorated with exquisite metal fretwork.

Continue walking to Wat Chong Klang, which is situated within the same grounds like a twin temple. The first thing that catches one's eyes is the striking white and golden pagoda that stands next to the entrance. Inside the pavilion, be intrigued by the Buddha image woven from bamboo named 'Phrachao In San', and several interesting carved wooden figures. As dusk falls, enjoy the magical sight of the shimmering lights from both temples dancing on the water's surface of Nong Chong Kham.



hi!

Address : Tambon Chong Kham, Amphoe Mueang Mae Hong Son, Mae Hong Son

Travel Season : Wat Chong Kham – Wat Chong Klang can be visited all-year round, and from 5 p.m., the road in front of the temples is turned into a walking street with vendors selling a variety of local products and food.



A colourful day
in the Land of Three Mists
Poi Sang Long Festival,
Amphoe Mueang Mae Hong Son



An important festival that is unique to Mae Hong Son and brings vibrant colours to the city every year is the Poi Sang Long Festival, which is a Buddhist novice ordination ceremony for young boys that has been practiced by the Tai Yai people for many years. The Festival is held during summer, when the children are on school holidays and the adults are free from working in the fields.



During the 3-5 days of the Festival, the streets are filled with a colourful procession of 'Luk Kaeo' (precious gems – the term used to refer to the boys who will be ordained in this festival) who wear make-up and dress in brightly coloured costumes. The procession is joined by locals who wear Tai Yai traditional costumes and dance to the joyful music played by Tai Yai musical instruments. The procession of Luk Kaeo makes its way through the streets to pay homage to the City Pillar Shrine, to receive blessing from the elders, and to enjoy the evening celebration until the last day of the Festival, when the formal ordination ceremony takes place.

hi!

Address : Wat Chong Kham – Wat Chong Klang, Wat Mok Cham Pae, and other temples in Amphoe Mueang Mae Hong Son, as well as major temples in every Amphoe of Mae Hong Son; such as, Wat Pa Kham and Wat Si Bun Rueang.

Contact :

The Tourism Authority of Thailand (TAT),
Mae Hong Son Office

Tel. : +66 5361 2982-3

Mae Hong Son Municipality

Tel. : +66 5361 2016

Travel Season : Between late March and early April, the villagers get together to organise the ordination ceremony, which takes place for 3-5 days. Please contact TAT in advance for the schedule.

Be fascinated
by the arts,
culture, and beliefs
The Chong Phara
(Poi Loen Sip Et)
Festival





As the sky darkens, the area in front of houses and on the temple grounds all over Mae Hong Son are lit up by illuminated Chong Phara to signal the beginning of the Chong Phara Festival. Every year, the Tai Yai people get together to build Chong Phara from wood in the shape of a castle and decorate it with colourful paper and lanterns to welcome the Lord Buddha on his descent from heaven at the end of the Buddhist Lent period.

During the Festival, join the villagers in the Tak Bat Thewo (offering alms to the monks) activity, the procession of Ton Kia (big bunch of pine wood that is lit at the temple after the procession), and the magnificent procession of Chong Phara that winds through the streets in the city. The procession also features hundreds of villagers who either wear beautiful traditional Tai Yai costumes or dress up as creatures from the Himmaphan Forest, playing local musical instruments and dancing. The Chong Phara Festival is Mae Hong Son's major event to celebrate the end of the Buddhist Lent that is filled with merit, fun, and beautiful ancient tradition of the Tai Yai people.

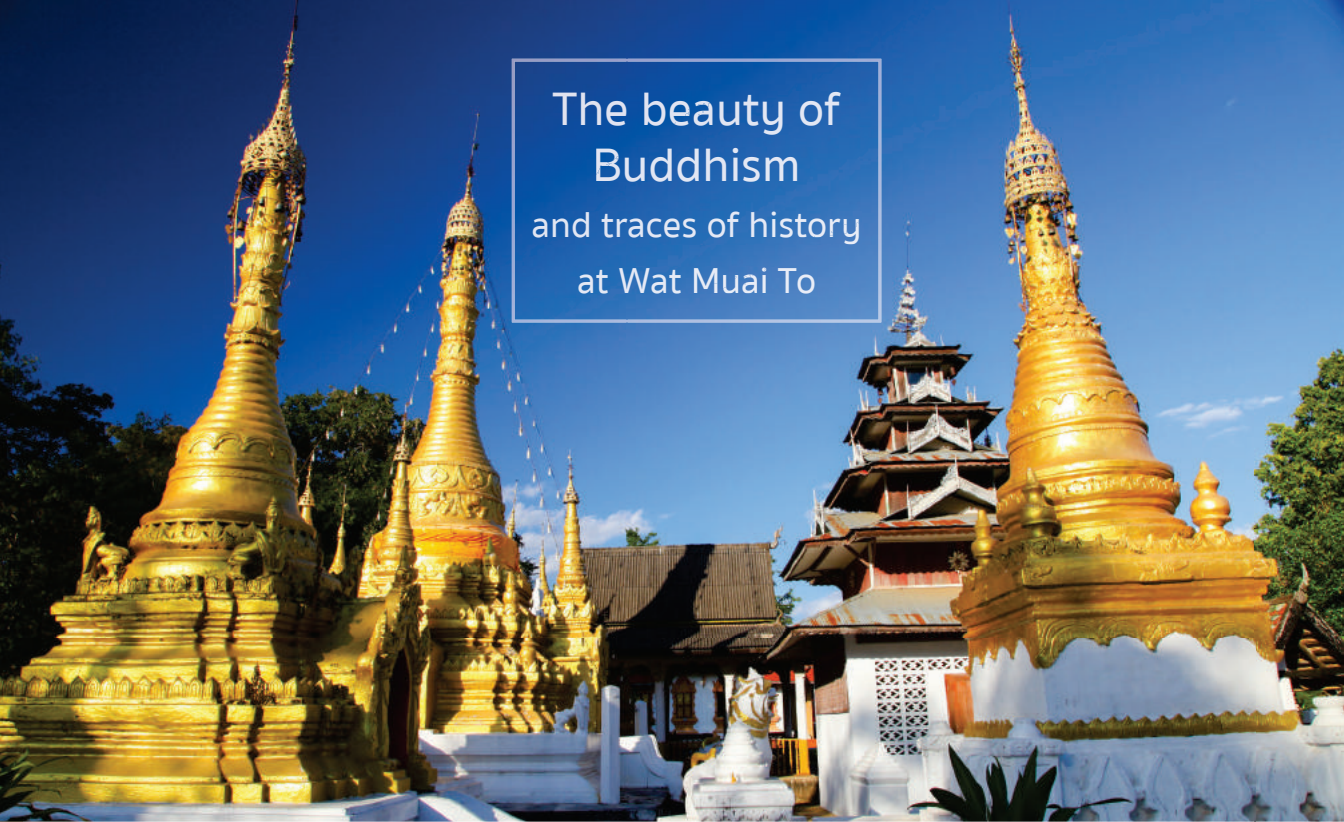
hi!

Address : The main event is held at Wat Phrathat Doi Kong Mu, Tambon Chong Kham, Amphoe Mueang Mae Hong Son, Mae Hong Son

Contact :
The Tourism Authority of Thailand (TAT),
Mae Hong Son Office
Tel. : +66 5361 2982-3
Mae Hong Son Municipality
Tel.: +66 5361 2016

Travel Season : The event is held from the full moon day until the 8th waning moon day of the 11th lunar month (October).

The beauty of
Buddhism
and traces of history
at Wat Muai To



The shades from the large trees create a cool and pleasant atmosphere for exploring the beauty of Buddhism and history at Wat Muai To, the oldest temple in Amphoe Khun Yuam. Take a stroll to find a golden chedi that is surrounded by satellite chedis, Burmese-style Buddha images, and the Ubosot (ordination hall) that stunningly combines the Tai Yai and Central Plains Thai arts. Standing tall within the temple's grounds is a lychee tree that the late King Bhumibol and



Her Majesty Queen Sirikit planted on their royal visit in 1975. Walk further to find the sculptures of the Japanese soldiers and the Thai-Japanese Friendship Pavilion that once served as a field hospital for the Japanese soldiers during World War II. After spending time here, one will be able to see that Wat Muai To is not only the centre of faith for the local people, but is also an important historical place of Amphoe Khun Yuam.

hi!

Address : Tambon Khun Yuam, Amphoe Khun Yuam, Mae Hong Son

Travel Season : Wat Muai To can be visited all-year round, and a visit during the festival periods in accordance to the Tai Yai cultural calendar; such as, Poi Sang Long Festival or Ok Wa Festival, enables visitors to explore the important traditions of the Tai Yai people.

Uncover
Tai Yai arts
and culture at
Wat To Phae



Take the time to walk around Wat To Phae and explore the octagonal-based chedi, sermon hall, Buddha images, and the 150-year-old tapestry that is exquisitely decorated with ruby. Not only is it the opportunity to indulge in the combination of Tai Yai and Burmese arts, but this is also where the deep connection with Buddhism can be uncovered. The sound of wood knocking against metal from under the sermon hall illustrates the strong faith towards Buddhism of a Tai Yai artisan who is chasing metal sheets into elaborate patterns for decorating Chong Phara castles or other religious structures. His desire to conserve and share the unique Tai Yai identity turns this area within the temple to be the Ban To Phae Community Learning Centre, where the locals are happy to teach visitors the art of metal chasing as well as how to make a Chong Phara castle.



hi!

Address : Tambon Mae Ngao,
Amphoe Khun Yuam, Mae Hong Son

Contact :

Natthaphon Suwannasang


Tel. : +668 4803 2561

Sayan Rattana-anong

Tel. : +666 1275 2411




Travel Season: Wat To Phae is open all-year round and also organises an annual festival on the 12th lunar month (November) according to the Tai Yai calendar called 'Khao Wongkot Festival' (Poi Wang Ka Pa ceremony), which takes place for 5-7 consecutive days and will end on the full moon day of the 12th lunar month (November). At the Festival, you will find 8 magnificent Chong Phara castles and a maze that the locals joined hands in creating.



Be inspired
by the beauty of faith at
Wat Si Bun Rueang

The sound of little Buddhist novices praying, coupled with the noise of wind blowing through the trees, creates a peace of mind while one is exploring the grounds of Wat Si Bun Rueang. This is an ancient temple of Amphoe Mae Sariang that is over a hundred years old and features beautiful Tai Yai architecture and Burmese arts. The first thing that catches one's eyes is the spectacular Ubosot (ordination hall) that showcases

layered roofs with perforated eaves and gable ends. As you enter, you will be greeted by a magnificent principal Buddha image and other Burmese-style Buddha images that are placed on the altars adorned with colourful glasses. The door arches, window frames, and wall lamps inside the hall are all elaborate woodcarvings, while the lighting creates dimensions that make the Ubosot look sacred, warm, and exquisite at the same time.



hi!

Address : Tambon Mae Sariang,
Amphoe Mae Sariang, Mae Hong Son
Contact : Phra Athikan Atsadin
Wisutthichitto
Tel. : +668 9633 1251

Travel Season : Wat Si Bun Rueang is open all-year round. A visit during the beginning of April allows visitors to be a part of the Poi Sang Long Festival, an important religious ceremony of the Tai Yai people, which is organised by the temple for 4 days.



The astonishing lights of faith Ok Wa Festival (Tai Yai's End of the Buddhist Lent Festival)



When the end of Buddhist Lent day is approaching, the evening sky in Mae Sariang becomes magical with lights from the lanterns. The time-honoured Ok Wa Festival (Tai Yai's End of the Buddhist Lent Festival) is when the villagers come back to their hometown and build bamboo castle arches adorned with lanterns outside the house fences, illuminating their houses from night until dawn.



Around 4 a.m. in the morning, Mae Sariang becomes lively with the villagers staying at their castle arches and giving alms to the monks in front of their house, a ritual that is continued for 3 consecutive days. The festival concludes on the last day with the flamboyant Hae Thian Heng Procession, where a thousand candles are carried to the temple by the Tai Yai villagers who wear traditional Tai Yai costumes. The procession also features the 'Fon Nok Fon To' performance where the dancers are dressed as half-bird half-woman and dance to the drum beats to imitate the creatures from the Himmaphan Forest that perform the dance to welcome the Lord Buddha back to the Earth.

hi!

Address : Various places in Amphoe Mae Sariang; such as, the cultural park at Wat Utthayarom (Wat Chong Sung), the frontage of the provincial police station, and the grounds in front of the Mae Sariang District Office.

Contact : The Tourism Authority of Thailand (TAT), Mae Hong Son Office

Tel. : +66 5361 2982-3

Travel Season : The Ok Wa Festival is held for three consecutive days from the 14th-15th waxing moon days to the 1st waning moon day of the 11th lunar month (October) of every year.





Smile



Amphoe Pang Mapha
Amphoe Pai
Amphoe Mae Hong Son

Amphoe Khun Yuam

Amphoe Mae La Noi

Amphoe Mae Sariang

To Amphoe Mae Taeng,
Chiang Mai

To Amphoe Mae Chaem,
Chiang Mai

To Amphoe Hot, Chiang Mai

To Amphoe Sop Moei





1. Ban Santichon
2. Ban Mueang Phaem
3. Ban Huai Tong Ko
4. Ban Huai Hom
5. Ban Pa Pae



Experience the Yunnanese culture
at the Yunnan Chinese Cultural Centre –
Ban Santichon



Nestling on the hill in Amphoe Pai is a small village that is inhabited by the Yunnanese people named 'Ban Santichon'. Not long ago, this area was a red zone due to the cultivation of opium, but through the strong leadership of the community leader, the village has developed into a drug-free tourism community. The villagers welcome each and every one of the visitors like a special guest, and visitors can experience the unique identity of the Yunnanese people through the Yunnan Chinese Cultural Centre, which evocatively recreates the Yunnanese way of life.

Surrounding the vast manicured lawns are orange clay houses that are built in the traditional style, some of which are shops selling tea, souvenirs, and dried fruits. There are several activities one can enjoy to reminisce the traditional Yunnanese way of life, including crossbow shooting, wearing traditional Yunnanese costumes, riding a pony around the village, and riding on the big wooden ferris wheel. You can also learn about the history of Ban Santichon at the museum, walk along the model of the Great Wall of China, and take a bird's-eye view photo of Ban Santichon. Complete your visit at the restaurant that offers several scrumptious Yunnanese menus; such as, pork leg stew, Chinese bun, and Yunnanese-style sukiyaki.



hi!

Address : Tambon Wiang Tai,
Amphoe Pai, Mae Hong Son
Contact : Bunlo Loariyawat
(Leader of the Ban Santichon Community)
Tel. : +668 1024 3982
Operating Hours : Every day 7.00 a.m.-6.00 p.m.
Travel Season : Ban Santichon is open for visit
all-year round.



Learn the Paganyaw
simple way of life
at Ban Mueang Phaem



“Ta Blue”, a Paganyaw greeting that was spoken with a friendly smile is the beginning of a warm welcome and a beautiful friendship one can feel when entering Ban Mueang Phaem, a cozy village situated by the Phaem River. Most of the houses that lined the road are raised wooden houses with a thatched roof, with the area under the house serving as a storage space for ingredients that feed the whole family; such as, garlic, corn, and rice barn.



Take a look at these houses and one will see a woman weaving on an ancient backstrap loom with colourful yarns, many of which come from natural dyes; such as, red cedar, Indian gooseberry, lac, and ashes. Another house is an uncle who is carving wood into coffee cups and spoons, whereas not far away is a grandpa who is weaving bamboo strips into baskets. A visit to Ban Mueang Phaem not only allows you to discover the village's simple way of life, but also gives you the opportunity to make new friends and create lifelong memories.

hi!

Address : Tambon Tham Lot,
Amphoe Pang Mapha, Mae Hong Son
Contact : Serithong Sakkhiringam
Tel. : +669 6147 2719

Travel Season : Ban Mueang Phaem is open all-year round for visitors to discover the traditional way of life of the Paganyaw, as well as to enjoy walking the nature trail to explore the nature and learn about the forest and wildlife conservation.



Let your heart
feel the beauty
of simplicity
at Ban Huai Tong Ko



The long and winding road that curves around the mountain leads to Ban Huai Tong Ko, a small Paganyaw community that lives a happy life in the embrace of the mountain based on a simple and sufficient way of living. Ban Huai Tong Ko is a village far away from technology with no Internet or even phone signal, but it is filled with bright smiles, time-honoured arts and culture, and abundant natural resources.



“The villagers are mostly farmers, growing rice and field crops. We eat whatever we grow, and share the excess with each other. Living with nature, we don’t have to think too much. Just think simple thoughts and you’ll be happy,” a Phati (‘Phati’ is ‘uncle’ in Paganyaw language) speaks about their unique identity while leading the way to explore the village. Stroll to see beautiful landscapes of the vegetable garden, a stream, and a vast expanse of rice field with rotational farm at the background. Spend time talking to the friendly villagers and learn about their handiwork including knife forging, blacksmithing, basketry, weaving, and coffee roasting. Then, enjoy watching the local performance, which features an elder blowing the buffalo horn and a group of boys performing a sword dance accompanied by folk music. All these are the beauty of simplicity of Ban Huai Tong Ko that, once found, will not be forgotten.



hi!

Address : Tambon Huai Pu Ling, Amphoe Mueang Mae Hong Son, Mae Hong Son
Contact : Thinnakon Loeka
Tel. : +668 8291 2419

Travel Season : Ban Huai Tong Ko is open for a visit all-year round. Please contact in advance in order for the community to organise transportation services.

Roam
the Valley
with Happy
Sheep at
Ban Huai Hom



In the midst of the beautiful surroundings of the mountain range, rice terraces, lush coffee trees, and swirling mist above Ban Huai Hom, there is a herd of sheep that is reared with simple Paganyaw's wisdom. Maliwan Nakropphrai said



“During the rainy season, we rear the sheep in the mountain grassland, and we shear them in summer to get the wool for making woollen cloth. Follow me, I will take you to see them”. The scenery along the way was soothingly green, and there is a vast rice terrace that is so beautiful one would stop for a moment to take a photo. After a while, the ‘Baa~’ sound can be heard from the wooden fold in the meadow. Maliwan then showed how to feed the sheep, let them out to roam freely and graze the grass before herding them back to the fold. The thick and fluffy wool from the sheep is later processed using an ancient backstrap loom into bags, hats, scarves, and shawls that provide income to the village.




hi!



Address : Tambon Huai Hom,
Amphoe Mae La Noi, Mae Hong Son
Contact : Maliwan Nakropphrai
Tel. : +668 9555 3900

Travel Season : Life of the sheep farmers at Ban Huai Hom can be explored all-year round. During the rainy season, between June and October, visitors can observe the sheep on the mountain, whereas during winter and summer, these sheep can be found at the rice terrace in the middle of the valley (the village’s main viewpoint).



Live
the slow-paced
Lawa way of life
at Ban Pa Pae



Ban Pa Pae is a charismatic village where the Lawa ethnic group grows rice and vegetables for their own consumption. These people live a simple life in harmony with nature amidst the picturesque terraced paddy fields that are still beautiful even on a rainy day.

Take one step at a time to uncover the unique charm of this village and the fascinating Lawa way of life. Ban Pa Pae is where the first rice bank in Thailand was established under the late King Bhumibol Adulyadej's intention to solve the problem of rice availability. Get a full breath of fresh air while walking along the bridge that crosses the Um River that is in the middle of the village. Walk further and observe a Lawa lady, who is wearing a traditional costume with colourful accessories, working on a loom. Her creation is part of the Women's Group handicraft products that ranges from shirt to shoulder bag, key ring, and necklace. Complete your visit by joining the villagers on a feast that they put their heart into cooking including 'To Sa Bueak' (spicy pork or chicken salad) that is especially delicious when eaten with hot steamed rice.



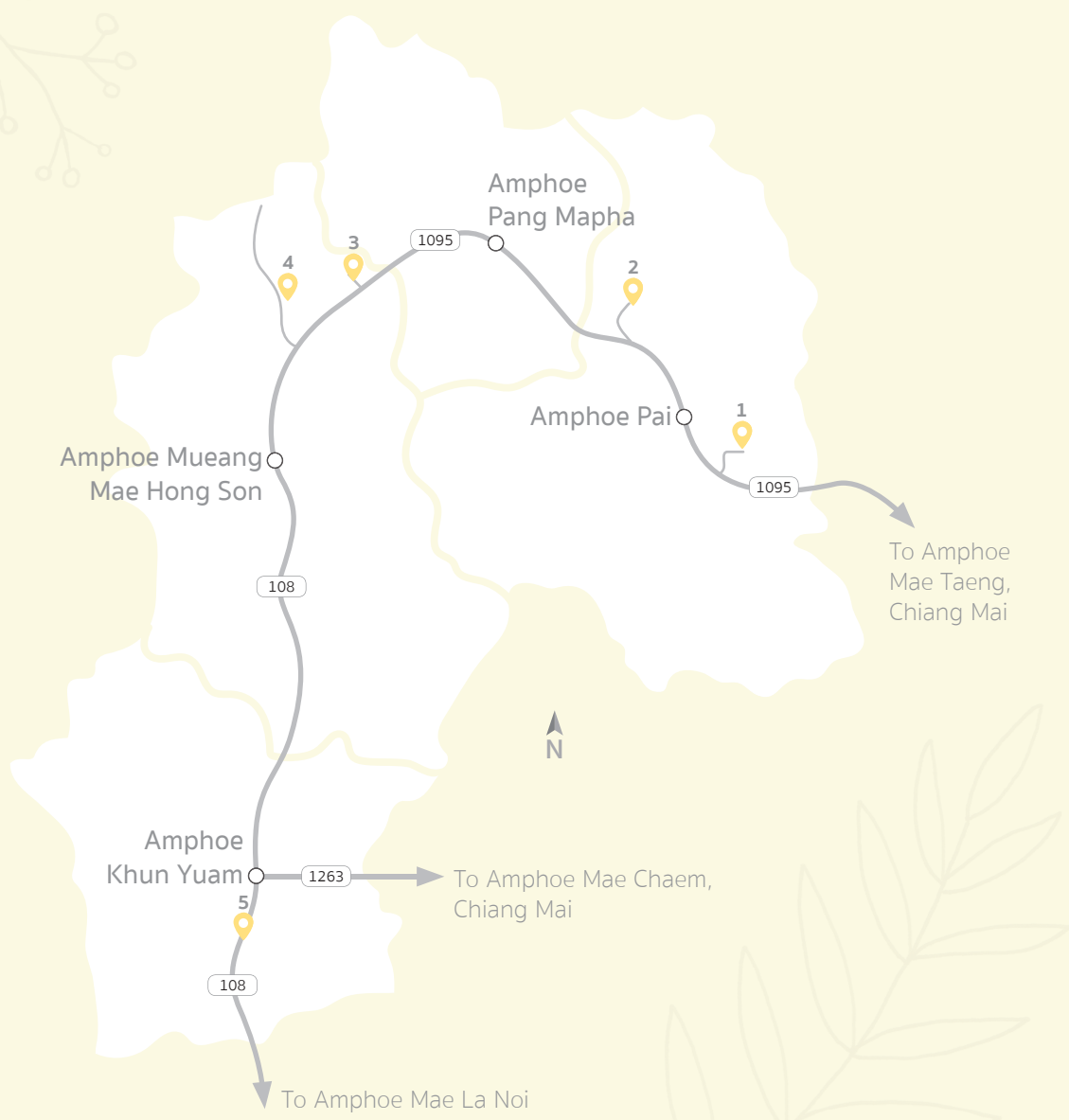
hi!

Address : Tambon Pa Pae,
Amphoe Mae Sariang, Mae Hong Son
Contact : Sangla Phraimikha
Tel. : +668 2194 7651

Travel Season : Ban Pa Pae can be visited all-year round but for those who wish to see the beauty of terraced paddy fields, the recommended time is during the farming season (August-November). A visit during other period enables visitors to see a different side of the farmer's way of life as well as see buffaloes and cows grazing on the grassland.


The background features four decorative botanical illustrations in the corners, rendered in a light grey line-art style. The top-left illustration shows a branch with several elongated, pointed leaves. The top-right illustration depicts a branch with small, round buds or flowers. The bottom-left illustration shows a branch with several small, rounded buds. The bottom-right illustration shows a branch with several small, rounded leaves. The text "Quality of Life" is centered in the middle of the page in a dark grey, sans-serif font. The overall background is a light yellow color with a subtle diagonal shadow effect in the bottom-left corner.

Quality of Life





1. Tha Pai Hot Spring
2. Sai Ngam Hot Spring
3. Wat Pa Tam Wua
4. Phu Klon Country Club
5. Ban Mueang Pon



Unwind in the relaxing embrace of nature at the Tha Pai Hot Spring


The sound of water running gently over the rocks coupled with the warmth of the steam that permeates the air is the wonders of relaxation one can indulge in at the Tha Pai Hot Spring. Hidden in the embrace of lush forest, the pools of the hot spring that occur naturally with the suitable temperature for a warm bath is perfect for relaxation. Heal the body and soul by bathing in the warm water that is filled with minerals ranging from calcium, fluoride, and potassium, while watching the butterflies and dragonflies dancing in the air and listening to the birds singing. Feeling refreshed, walk to the back where there is a pool with a temperature between 80-100 degrees Celsius and enjoy a relaxing stroll along the walkway that is surrounded by the serene ambiance of the nature.



hi!



Address : Tambon Mae Hi, Amphoe Pai, Mae Hong Son
Contact : Tourist Service Centre at Huai Nam Dang National Park
Tel.: +668 4908 1531
Operating Hours: Every day 8.00 a.m.-6.00 p.m.
Travel Season: The Tha Pai Hot Spring can be visited all-year round.



Let the body
and mind relax
at the Sai Ngam Hot Spring

Tucked away under the shades of vines and tress in the midst of the Sai Ngam Conservation Forest is a natural hot spring named the 'Sai Ngam Hot Spring'. The emerald-coloured water is as clear as crystal that one could see all the way to the bottom of the pool, and the water temperature is just right for a nice warm soak. Sitting in the warm water brings more than just a sense of calmness and relaxation, as the hot spring helps improve blood circulation that contributes to the natural glow of your skin and boosts your metabolism. The mineral in the hot spring is also great for the bones and muscles, as it helps ease the pain from arthritis and relieves muscle fatigue. The hot spring can be visited in any season but on a winter morning, it is particularly beautiful and romantic with clouds of steam drifting across the pool.

hi!



Address : Tambon Mae Na Toeng, Amphoe Pai, Mae Hong Son


Contact : Mae Na Toeng Sub-district Administration Organisation

Tel. : +66 5306 5180

Operating Hours : Every day 8.00 a.m.-6.00 p.m.

Travel Season : The Sai Ngam Hot Spring can be visited all-year round.





Find peace from nature
and gain happiness from within
at Wat Pa Tam Wua



The philosophy of 'good health comes from within' is part of the reasons people from all over the world who are searching for peace of mind travel to Wat Pa Tam Wua. Encompassed by the tranquility of the natural surroundings, this forest temple focuses on vipassana (insight meditation) and welcomes visitors from all religions and countries.

"We want the practitioners to be close to the nature in order to understand the law of nature and mindfulness practice," the abbot who established this temple gently



explained why the entire area of Wat Pa Tam Wua is well shaded with trees. The peaceful sight to see is the monks and practitioners who wear white clothes and come from various countries walking at a slow pace along the garden path and passing the river that runs by the mountain before entering the meditation hall. The meditation practices enable the practitioners to attain the pure state of mind and to mindfully understand the natural truth in life, so they can live their life with positive energy and mindfulness in the future.



hi!

Address : Tambon Huai Pha, Amphoe Mueang Mae Hong Son, Mae Hong Son

Contact :

Phrakhru Wimon Phawananusat
(Luangta Saiyut)

Tel. : +668 1031 3326

Achan Manophat Amphaphon

Tel. : +668 4639 2456

Website : www.watpatamwua.com



Travel Season : Practitioners can join the vipassana meditation at any time of the year, and the natural beauty at Wat Pa Tam Wua differs each season. The mountain is blanketed by the mist in winter, whereas the flowers bloom beautifully in summer, while the whole area becomes green during rainy season. Those interested in coming to a meditation retreat here, please prepare white clothes and your personal items.

The miraculous discovery at the Phu Klon Country Club



In the heart of copious natural surroundings of Mae Hong Son lies a piece of land of miraculous discovery, as it has been discovered that beneath the surface of the land is the natural mud hot spring enriched with minerals that is beneficial for health and skin. Fascinatingly, this is one of the three natural mud hot springs in the world, leading to the establishment of the Phu Klon Country Club to share the goodness of the natural minerals in the form of a spa for health and beauty.

The Phu Klun Country Club is full of spa treatments, ranging from face and body mud mask that nourishes the skin cells and draws out impurities and excess oil to a herbal scrub that leaves the skin feeling fresh and soft. Another option is to unwind in the pool of the hot spring that stimulates blood circulation and rejuvenates the skin. There is also a selection of products that was awarded 5-star OTOP Product Champion that you can purchase to take care of your skin at home.



hi!

Address : Tambon Mok Cham Pae,
Amphoe Mueang Mae Hong Son, Mae Hong Son

Contact :

Phu Klun Country Club

Tel. : +66 5328 2579, +668 5035 3152

Watcharaphong Klinpranit

Tel. : +668 1882 5500

Website : www.phuklon.co.th

Operating Hours : Every day 8.00 a.m.-6.30 p.m.

Travel Season : The Phu Klun Country Club is open for visitors to enjoy relaxing and receiving body and skin treatments all-year round.





Happiness
comes from
the heart at
Ban Mueang Pon



Friendly smiles from the elders is the warmest welcome one could receive while strolling along a small road in Ban Mueang Pon, a Tai Yai village that is endowed with clean water, pure air, chemical-free food, as well as best-kept culture and religious traditions. Ban Mueang Pon is full of elderly people who are physically and mentally healthy, many of which are great at creating exquisite handicrafts. For example, a 91-year-old



grandpa who still has incredible metal chasing skill, a grandma who deftly uses an ancient sewing machine to create lace patterns on Tai shirts, an uncle who delicately weaves bamboo strips into a Kup Tai hat (a kind of Tai Yai hat), and an auntie with her chemical-free vegetable garden. It is no surprise that a healthy body leads to a contented heart and vice versa, and it makes Ban Mueang Pon a village full of people that are happy to pass the smiles and positive energy onto all visitors.



hi!



Address : Tambon Mueang Pon,
Amphoe Khun Yuam, Mae Hong Song

Contact :

Suwit Warin (Leader of the Ban Mueang Pon Community)

Tel. : +668 2162 0459

Kamon Silamani (Ban Mueang Pon's local tour guide)

Tel. : +668 1784 4340

Travel Season: Ban Mueang Pon welcomes visitors all-year round and the village organises a festival every month according to the Ban Mueang Pon's cultural calendar. For example, a visit during the 'Poi Loen Sip Et' Festival, which takes place before the end of the Buddhist Lent period, allows visitors to see a beautiful 'Chong Phara' (castle made of wood and decorated with colourful paper) in front of every house in the village.



Sample connecting routes
between Mae Hong Son,
Chiang Mai, and Tak





ROUTE
1



ROUTE 1

Relaxing journey in the land of romance

Mae Hong Son – Chiang Mai (Fly & Drive)

- DAY 1 ○ Wat Phrathat Doi Kong Mu
- Royal Forest Project at Pang Tong 2 (Pang Ung)
- DAY 2 ○ Ban Rak Thai
- DAY 3 ○ Phu Klom Country Club
- Su Tong Pe Bridge
- Ban Cha Bo
- DAY 4 ○ Phu Pha Mok
- Ban Mueang Phaem
- Pai
- Sai Ngam Hot Spring
- DAY 5 ○ Tha Pai Hot Spring
- Huai Nam Dang National Park
- Chiang Mai

TRAVEL SEASON

Visitor can follow this sample route at any time of the year and the beauty of the nature differs in each season, but the charming way of life and the sense of relaxation each place has to offer does not change and awaits to be discovered.

DAY 1

Arrive in Mae Hong Son by plane and start the trip in Amphoe Mueang Mae Hong Son by paying homage to **Phrathat Doi Kong Mu**, the symbol and highly sacred item of Mae Hong Son, at Wat Phrathat Doi Kong Mu. Then, explore the beauty of Tai Yai architecture at **Wat Chong Kham – Wat Chong Klang** before driving to spend a night at **Royal Forest Project at Pang Tong 2 (Pang Ung)**, a reservoir with the romantic atmosphere that is embraced by the lush valley.

DAY 2

Start the day early to indulge in the magnificent scenery of the morning sunlight, rows of pine trees, and swans floating on the water while sitting on the bamboo raft. Then, spend time exploring the Yunnanese culture at **Ban Rak Thai** and enjoy tasting delicious Yunnanese cuisine; such as, pork leg stew and Chinese steamed bun, and Mu Phan Pi (a thousand-year-old pork). Finish the meal by sipping the aromatic Oolong tea to get ready for a good night's sleep at the resort on the mountain.

DAY 3

In the morning, make a trip to the **Phu Klon Country Club** and discover the true meaning of relaxation by enjoying the body mud mask treatment with natural mud. Then, make a wish while walking along the **Su Tong Pe Bridge** that stretches across the paddy fields. Continue the trip to Amphoe Pang Mapha and enjoy a bowl of noodles on a hanging terrace while immersing in the panoramic view of **Ban Cha Bo**. Take the time to befriend with the Black Lahu people and learn their way of life including helping them collect the vegetables and staying with them in a homestay.

DAY 4

Before the break of dawn, walk up to **Phu Pha Mok** to wait for the intriguing moment of the sun rising amidst the sea of fog that carpeted the whole village of Ban Cha Bo. Head to **Ban Mueang Phaem** to explore the Paganyaw way of life and purchase the local handicrafts including woven clothes, basketry, and carved wood. Continue to **Amphoe Pai** and enjoy a warm mineral bath in the middle of natural surroundings at the **Sai Ngam Hot Spring** and end the day with a stroll at the Pai Walking Street before spending the night in Amphoe Pai.

DAY 5

Start the morning on the last day by making merit and observing the beautiful architecture at Wat Si Don Chai, the first temple in Amphoe Pai. Unwind by having a foot bath at the **Tha Pai Hot Spring** and proceed to observe the natural beauty on the top of the mountain at **Huai Nam Dang National Park**. End the trip by purchasing souvenirs at Kat Luang (Warorot Market) in **Chiang Mai** before going to Chiang Mai International Airport to go back to Bangkok.



ROUTE
2



ROUTE 2

The charm of the mountain and the simplicity of life

Chiang Mai – Mae Hong Son – Chiang Mai (Drive Only)

- 
- DAY 1
 - Amphoe Mae Chaem, Chiang Mai
 - Pang Ung Royal Project Development Centre
 - Mexican Sunflower Field at Doi Mae U-kho
 - Observe the arts of metal chasing at Wat To Phae
 - DAY 2
 - Visit Ban Mueang Pon
 - DAY 3
 - Explore Ban Mae La Noi on a bike
 - Feed the sheep and taste coffee at Ban Huai Hom
 - DAY 4
 - Wat Si Bun Rueang
 - Bo Kaeo Pine Tree Garden
 - Op Luang, Chiang Mai

TRAVEL SEASON

The recommended time to take this route is from the beginning of November to the middle of December, which coincides with the time that the Mexican sunflower blooms amidst the cool weather with the scenery of velvety sea of fog rolling across the mountain as the background.

DAY 1

Begin the trip from **Amphoe Mae Chaem in Chiang Mai** and stop by at the **Pang Ung Royal Project Development Centre**, which is located at Muban Pang Ung in Tambon Mae Suek, to admire the view of the vast mountains and temperate vegetable fields. Then, head to Mae Hong Son to view the beautiful golden-coloured fields of the Mexican sunflowers at **Doi Mae U-kho** in Amphoe Khun Yuam, followed by **learning the art of metal chasing and observing the Tai Yai arts at Wat To Phae**. Drive to **Ban Mueang Pon** and enjoy Tai Yai cuisine for dinner before spending the night at an ancient Hoen Tai house.

DAY 2

Start the day with the Tai Yai way of life and join the locals in offering alms to the monks and then, experience the slow-paced way of life within **Ban Mueang Pon** by spending time talking to the villagers, learning about Tai Yai arts from the elders, and purchasing handicrafts; such as, Tai shirt and Kup Tai hat before travelling to spend the night in Amphoe Mae La Noi.

Remark:

During the rainy season, this route is equally as beautiful as in winter because visitors will get to see the picturesque scenery of the terraced paddy fields in Amphoe Mae La Noi, whether it is on the way to or within the Ban Huai Hom village, or within the nearby villages including Ban Dong and Ban Du La Poe. However, a visit during rainy season, which is between June and September, means that visitors will not get to see the Mexican sunflower blooms.

DAY 3


Get some morning fresh air by **riding a bicycle to explore the village of Mae La Noi** and travel up the mountain to **Ban Huai Hom** to taste the aromatic Arabica coffee and follow the villagers to observe them rearing sheep as well as weaving clothes in the Paganyaw style. Spend the rest of the day relaxing in the embrace of the lush mountains in a homestay.

DAY 4

Be engrossed in the beauty of the sun rising amidst the swirling mist at the Ban Huai Hom Viewpoint, and then explore the magnificent Tai Yai architecture at **Wat Si Bun Rueang** in Amphoe Mae Sariang. Then take the Mae Sariang route to Amphoe Hot of Chiang Mai and stop by to take photos with rows of pine trees at **Bo Kaeo Pine Tree Garden** and finish the trip by visiting **Op Luang** in Op Luang National Park to enjoy the spectacular scenery of the steep canyon walls with water running through.



ROUTE
3



ROUTE 3

The magical rhythm of faith and hill tribe way of life

Mae Hong Son – Chiang Mai (Fly & Drive)

- DAY 1 ○ Explore the city of Mae Hong Son
- Taste Tai Yai food
- Pay respect to Phrathat Doi Kong Mu
- Pay homage to the holy items at Wat Chong Kham
- Wat Chong Klang
- DAY 2 ○ Visit Ban Huai Hi and Ban Tong Ko
- DAY 3 ○ Ban Pha Bong
- Ban Pha Bong Viewpoint
- Observe the Tai Yai arts at Wat Muai To
- Wat To Phae
- DAY 4 ○ Amphoe Mae Chaem
- Doi Inthanon
- Chiang Mai

TRAVEL SEASON

The attractions on this route are open for visitors to explore the beautiful architecture that is the result of faith as well as discover the unique way of life in various communities from the friendly villagers all-year round.

DAY 1

Take a flight from Bangkok to Mae Hong Son and start the trip **by tasting a variety of delicious Tai Yai food and desserts** in **Amphoe Mueang Mae Hong Son**. Go to pay respect to **Phrathat Doi Kong Mu** and enjoy a bird's-eye view of Mae Hong Son city, and in the evening, call in at **Wat Chong Kham – Wat Chong Klang** to pay homage to the pagoda. Cross the road to the opposite side and enjoy a stroll around Nong Chong Kham Public Park and catch a magical sight of lights from both temples flickering on the water's surface of Nong Chong Kham. Spend the night in Amphoe Mueang Mae Hong Son.

DAY 2


This morning, take the villager's four-wheel-drive vehicle to **Ban Huai Hi** and stop by to enjoy a cup of organic coffee from the coffee beans that the villagers grow and roast themselves. Continue the journey to **Ban Huai Tong Ko**, a Paganyaw village on the mountain, and learn about their way of life, from the food they eat to the clothes they wear and their agricultural activities. Enjoy strolling around the village to observe the villagers making baskets and weaving clothes and help the villagers collect vegetables to make dinner. Finish the day by having dinner with the friendly villagers and sleep in a warm and welcoming homestay.

DAY 3

Make a trip to **Ban Pha Bong** in Tambon Pha Bong to observe the planting of organic rice and extraction of peanut oil at Saphan Khao Kao Phuea Suk. Enjoy tasting and purchasing a selection of peanuts as well as exploring the peanut roasting process at Ban Pha Bong before spending time indulging in the fresh air and beautiful view at the **Ban Pha Bong Viewpoint**. Head to Amphoe Khun Yuam to witness the spectacular Tai Yai arts and architecture at **Wat Muai To** and **Wat To Phae** and spend the night in Amphoe Khun Yuam.

DAY 4

Travel back to Chiang Mai by taking the Khun Yuam – Mae Chaem – Chiang Mai route. If time permits, stop by at **Doi Intanon National Park**, which is full of popular and picturesque attractions including Kio Mae Pan, Phra Maha That Naphamethanidon and Phra Maha That Naphapholphumsiri, the Royal Agricultural Station Inthanon, and Ban Mae Klang Luang.



ROUTE
4



ROUTE 4

The refreshing natural beauty of the rainy season

Tak – Mae Hong Son – Chiang Mai (Drive Only)

- DAY 1 ○ Amphoe Mae Sot, Tak
- DAY 2 ○ Drive along the green route between
Amphoe Tha Song Yang, Tak
○ Amphoe Sop Moei
- DAY 3 ○ Visit the morning market, taste Tai Yai Food,
and explore Mae Sariang
○ Discover the beauty of Wat Si Bun Rueang
○ Terraced paddy fields at Ban Pa Pae
- DAY 4 ○ Doi Mae Ho
○ Bo Kaeo Pine Tree Garden
○ Op Luang, Chiang Mai

TRAVEL SEASON

The best time to take this route is during the green season, which is from the end of July to October, as this is the time when visitors can enjoy breathing in fresh air, relaxing while being embraced by the greenery of natural atmosphere, and indulge in the sight of sea of mist that covers the mountain.

DAY 1

Travel to **Amphoe Mae Sot**, and stop by at the Muser Hill Tribe Market to purchase local food and products. After arriving at the city centre, spend time paying homage to holy items and explore the beautiful Burmese-style art at some of the temples; such as, Wat Chumphon Khiri, Wat Mani Phraison, and Wat Thai Watthanaram. Have an early night tonight to be well-rested for the trip tomorrow.

DAY 2

In the morning, enjoy a beautiful and refreshing scenery of countless trees and green paddy fields along the drive from **Amphoe Tha Song Yang** in Tak to Mae Hong Son. After arriving at **Amphoe Sop Moei**, spend time marvelling at the bi-coloured river at Mae Ngao National Park, which is where the Ngao River merges with the Yuam River. Then, head to Amphoe Mae Sariang and spend the night there.

DAY 3

Wake up early to visit the **Mae Sariang Morning Market** and have Tai Yai food for breakfast before going to pay homage to the holy items and explore the beauty of **Wat Si Bun Rueang**. Continue the journey to **Ban Pa Pae** to view the picture-perfect terraced paddy field and visit the first rice bank in Thailand. Spend time exploring the Lawa way of life ranging from indigenous food to clothing, as well as handicrafts, and purchase the local products; such as, woven cloth, shoulder bag, and earrings that are made by the locals. Spend the last night of the trip in one of the village's homestays.

DAY 4

Drive from Amphoe Mae Sariang back to Amphoe Hot in Chiang Mai, and stop by for a cup of coffee and spend time chatting with the villagers at **Doi Mae Ho**. If your visit coincides with the Mexican Sunflower Blooming Festival, then this is one of the best spots to witness the golden Mexican sunflower tunnel. Complete the trip by taking beautiful photos and making more memories at the **Bo Kaeo Pine Tree Garden** and **Op Luang** in the Op Luang National Park



Produced by

Northern Attractions Section,
Attractions Promotion Division,
Product Promotion Department,
Tourism Authority of Thailand

1600 Phetchaburi Road, Makkasan,
Ratchathewi, Bangkok 10400 Thailand

Tel : 0 2250 5500

Call Centre : 1672



Relaxing
Mae Hong Son

